

WEB TECHNOLOGY

Introduction to Web Technology

Web technology refers to the means by which computers communicate with each other using markup languages and multimedia packages. It gives us a way to interact with hosted information, like websites. Web technology involves the use of hypertext markup language (HTML) and cascading style sheets (CSS).

Web Technology can be classified into the following sections: World Wide Web (WWW): The World Wide Web is based on several different technologies: Web browsers, Hypertext Markup Language (HTML), and Hypertext Transfer Protocol (HTTP).

Basic structure of HTML

```
<html>
  <head>
    <title> Title here </title>
  </head>
  <body>
    Web page content goes here.
  </body>
</html>
```

Bold Tag:

The `` tag in HTML is used to specify the bold text.

Italic Tag:

The `<i>` tag in HTML is used to display the content in italic style. This tag is generally used to display the technical term, phrase, the important word in a different language. The `<i>` tag is a container tag that contains the opening tag, content & closing tag..

Underline Tag:

The content inside is typically displayed with an **Underline** `<u>` `</u>`.

Heading Tag:

A **HTML heading** or **HTML h tag** can be defined as a title or a subtitle which you want to display on the webpage.

Big Tag:

The <big> element was used to cause the selected text to appear one size larger than the surrounding text.

Small Tag:

The <small> tag in HTML is used to set small font size. It decreases the font size by one size.

Strong Tag:

The strong tag in HTML is a phrase tag, and browsers typically render the contents of the bold tag in HTML in bold type. The strong tag in HTML indicates that the text or elements inside it have strong importance, seriousness, or urgency.

Sub Tag:

The <sub> tag defines subscript text. Subscript text appears half a character below the normal line, and is sometimes rendered in a smaller font. Subscript text can be used for chemical formulas, like H₂O.

Sup Tag:

The <sup> tag is used to add a superscript text to the HTML document. The <sup> tag defines the superscript text. Superscript text appears half a character above the normal line and is sometimes rendered in a smaller font.

Order List:

An ordered list defines a list of items in which the order of the items are matters. An ordered list is also called a number list. The ordering is given by a numbering scheme, using Arabic numbers, letters, Roman numerals. Or in other words, ordered list tag is used to create an ordered list.

An **ordered list** starts with the tag. Each **list** item starts with the tag. The **list** items will be marked with numbers by default.

Under List:

An unordered list is a list whose order is not important, and as such does not use numbers or letters to order them, instead displaying bullets to mark individual items. They are created using tags that wrap around a series of tags, like this: This is a list item So is this

Definition List:

An HTML description list is a list of terms, with a description of each term. The HTML description list is represented as <dl>. Lists in HTML are used for specifying particular information in list form. There are various types of Lists in Html such as Ordered Lists, Unordered Lists, and description Lists.

Marquee Tag:

The <marquee> tag in HTML is used to create scrolling text or image in a webpages. It scrolls either from horizontally left to right or right to left, or vertically top to bottom or bottom to top. Syntax : The marquee element comes in pairs.

Link Tag:

The <link> tag defines the relationship between the current document and an external resource.

Frame Tag:

Frame tag is used to divide the browser's window into multiple sections called frames where each section/frame can load separate HTML pages. A collection of frames in a browser is called a frameset.

Table Tag:

The <table> tag defines an HTML table. An HTML table consists of one <table> element and one or more <tr>, <th>, and <td> elements. The <tr> element defines a table row, the <th> element defines a table header, and the <td> element defines a table cell.

Br Tag:

The
 HTML element produces a line break in text (carriage-return). It is useful for writing a poem or an address, where the division of lines is significant.

About CSS:

An internal CSS is used to define a style for a single HTML page. An internal CSS is defined in the <head> section of an HTML page, within a <style> element. The following example sets the text color of ALL the <h1> elements (on that page) to blue, and the text color of ALL the <p> elements to red.

CSS stands for Cascading Style Sheets. It is a style sheet language which is used to describe the look and formatting of a document written in markup language. It provides an additional feature

to HTML. It is generally used with HTML to change the style of web pages and user interfaces. It can also be used with any kind of XML documents including plain XML, SVG and XUL. CSS is used along with HTML and JavaScript in most websites to create user interfaces for web applications and user interfaces for many mobile applications.

What does CSS do

- ✚ You can add new looks to your old HTML documents.
- ✚ You can completely change the look of your website with only a few changes in CSS code.

Why use CSS

These are the three major benefits of CSS:

1) Solves a big problem

Before CSS, tags like font, color, background style, element alignments, border and size had to be repeated on every web page. This was a very long process. For example: If you are developing a large website where fonts and color information are added on every single page, it will become a long and expensive process. CSS was created to solve this problem. It was a W3C recommendation.

2) Saves a lot of time

CSS style definitions are saved in external CSS files so it is possible to change the entire website by changing just one file.

3) Provide more attributes

CSS provides more detailed attributes than plain HTML to define the look and feel of the website.

About XML:

Extensible Markup Language (XML) is a language for defining a set of markers, called tags, that are applied to a data set or document to describe the function of individual elements and codify the hierarchical relationships between them.

- **Xml** (eXtensible Markup Language) is a mark up language.
- XML is designed to store and transport data.
- Xml was released in late 90's. it was created to provide an easy to use and store self describing data.

- XML became a W3C Recommendation on February 10, 1998.
- XML is not a replacement for HTML.
- XML is designed to be self-descriptive.
- XML is designed to carry data, not to display data.
- XML tags are not predefined. You must define your own tags.
- XML is platform independent and language independent.

What is mark-up language?

Markup language are a modern system for highlight or underline a document.

Students often underline or highlight a passage to revise easily, same in the sense of modern

markup language highlighting or underlining is replaced by tags.

There are three important characteristics of XML that make it useful in a variety of systems and solutions –

- **XML is extensible** – XML allows you to create your own self-descriptive tags, or language, that suits your application.
- **XML carries the data, does not present it** – XML allows you to store the data irrespective of how it will be presented.
- **XML is a public standard** – XML was developed by an organization called the World Wide Web Consortium (W3C) and is available as an open standard.

XML Usage

A short list of XML usage says it all –

- XML can work behind the scene to simplify the creation of HTML documents for large web sites.
- XML can be used to exchange the information between organizations and systems.
- XML can be used for offloading and reloading of databases.
- XML can be used to store and arrange the data, which can customize your data handling needs.
- XML can easily be merged with style sheets to create almost any desired output.
- Virtually, any type of data can be expressed as an XML document.

BASIC TAGS

<HTML>

<HEAD>

<TITLE>BASIC TAGS</TITLE>

</HEAD>

<BODYBGCOLOR="YELLOW">>

<CENTER><H1>BASIC TAGS</H1></CENTER>

BOLD:

WELCOME

ITALIC:

<I>WELCOME</I>

UNDERLINE:

<U>WELCOME</U>

CENTER:

<CENTER>WELCOME</CENTER>

STRIKE:

<STRIKE>WELCOME</STRIKE>

BIG:

<BIG>WELCOME</BIG>

SMALL:

<SMALL>WELCOME</SMALL>

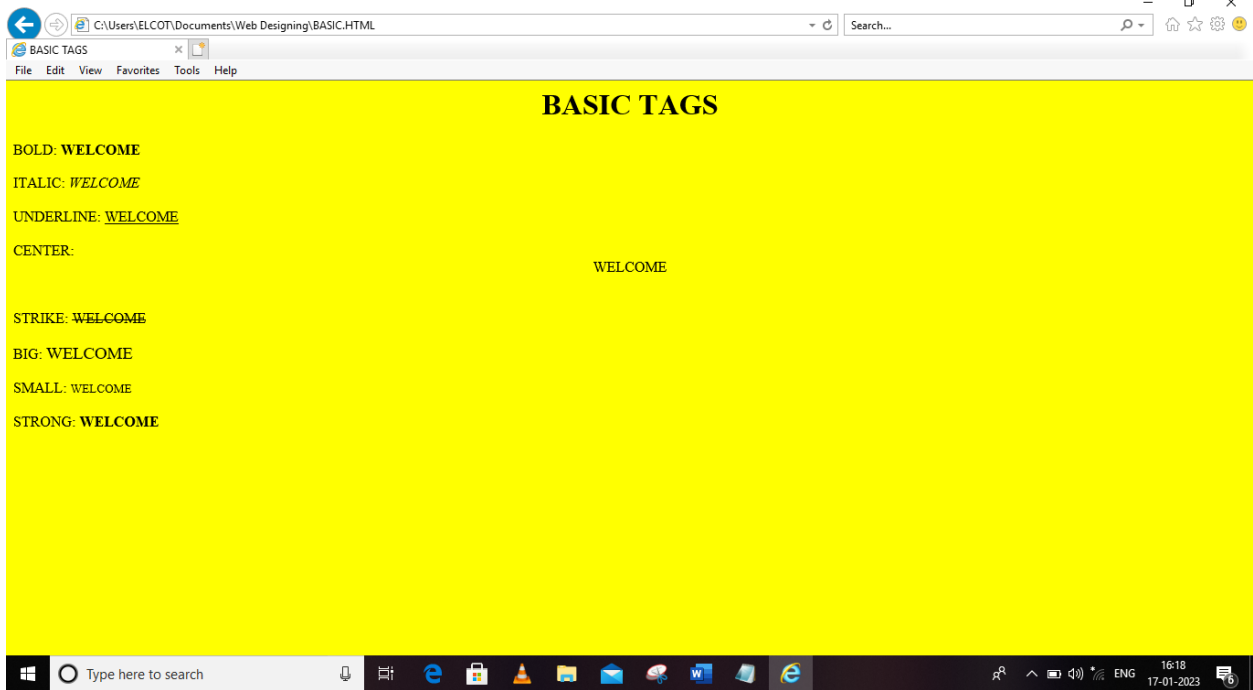
STRONG:

WELCOME

</BODY>

</HTML>

BASIC TAGS



SPECIFYING A FONT, SUBSCRIPT AND SUPERSCRIPIT & HEADING LEVEL

```
<HTML>
```

```
<HEAD>
```

```
<TITLE>
```

```
SPECIFYING A FONT,SUBSCRIPT AND SUPERSCRIPIT & HEADING LEVEL
```

```
</TITLE>
```

```
</HEAD>
```

```
<BODY BGCOLOR="ORANGE">
```

```
<CENTER><H3><B><U>SPECIFYING A FONT</U></B></H3></CENTER><BR>
```

```
<H3><U>FONT FACE:</U></H3><BR>
```

```
<FONT FACE="IMPACT">WELCOME</FONT><BR>
```

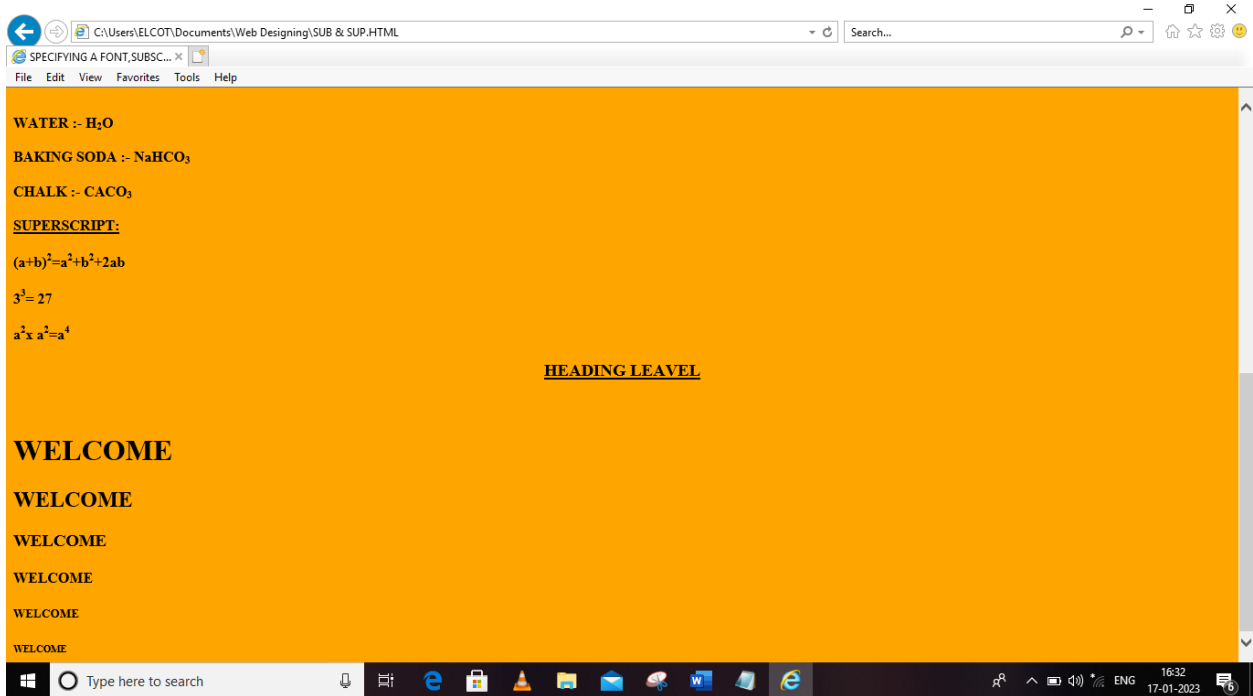
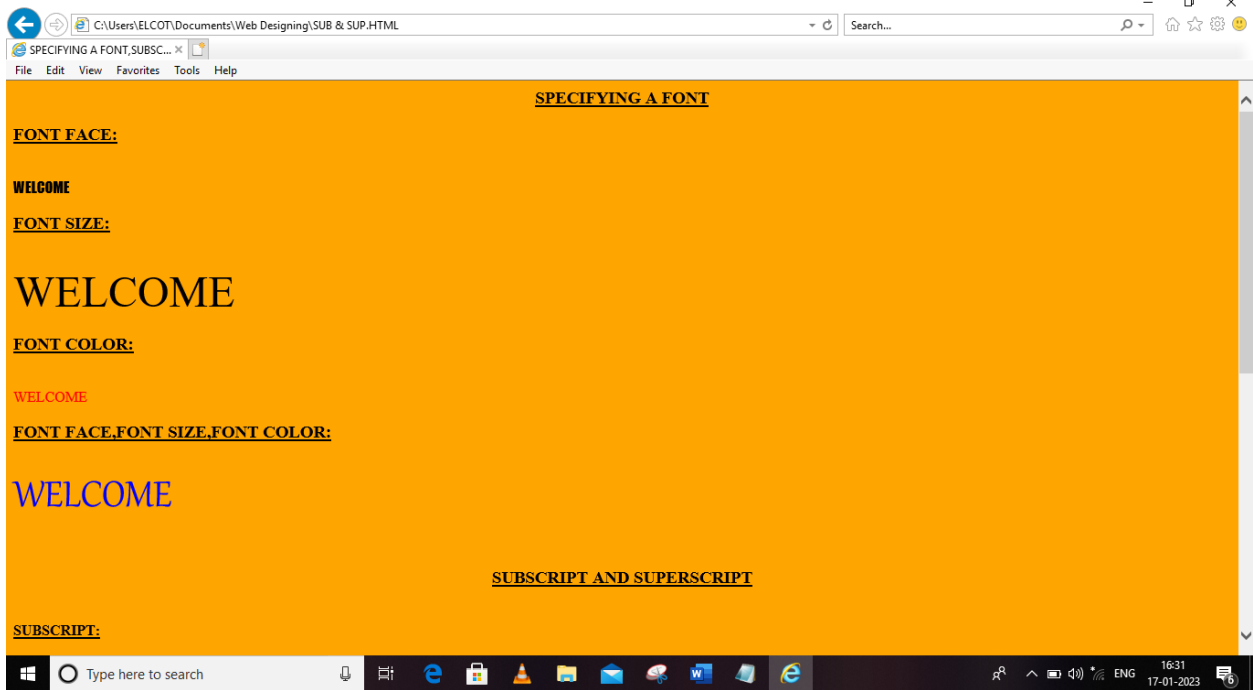
```
<H3><U>FONT SIZE:</U></H3><BR>
```

```

<FONT SIZE="15">WELCOME</FONT><BR>
<H3><U>FONT COLOR:</U></H3><BR>
<FONT COLOR="RED">WELCOME</FONT><BR>
<H3><U>FONT FACE,FONT SIZE,FONT COLOR:</U></H3><BR>
<FONT FACE="GABRIOLA",FONT SIZE="15",FONT
COLOR="BLUE">WELCOME</FONT>
<CENTER><H3><B><U>SUBSCRIPT AND
SUPERSCRIP</U></B></H3></CENTER><BR>
<B><U>SUBSCRIPT:</U></B><BR><BR>
<B>WATER :- H<SUB>2</SUB>O<BR><BR>
<B>BAKING SODA :- NaHCO<SUB>3</SUB></B><BR><BR>
<B>CHALK :- CACO<SUB>3</SUB></B><BR><BR>
<B><U>SUPERSCRIP</U></B><BR><BR>
<B>(a+b)<SUP>2</SUP>=a<SUP>2</SUP>+b<SUP>2</SUP>+2ab<BR><BR>
<B>3<SUP>3</SUP>= 27<BR><BR>
<B>a<SUP>2</SUP>x a<SUP>2</SUP>=a<SUP>4</SUP>
<CENTER><H3><B><U>HEADING LEAVEL</U></B></H3></CENTER><BR>
<H1>WELCOME</H1>
<H2>WELCOME</H2>
<H3>WELCOME</H3>
<H4>WELCOME</H4>
<H5>WELCOME</H5>
<H6>WELCOME</H6>
</BODY>
</HTML>

```

**SPECIFYING A FONT, SUBSCRIPT AND SUPERSCRIP &
HEADING LEVEL**



ORDER LIST AND UNORDER LIST

<HTML>

```
<HEAD>
<TITLE>ORDER LIST AND UNORDER LIST</TITLE>
</HEAD>
<BODYBGCOLOR="TEAL">
<CENTER><H2><U>ORDER LIST AND UNORDER LIST</U></H2></CENTER>
<B><U>ORDER LIST:</U></B><BR><BR>
<B>ORDER LIST - NUMERIC VALUES</B>
<OL>
<LI>HTML</LI>
<LI>XML</LI>
<LI>CSS</LI>
</OL>
<B>ORDER LIST - NUMERIC VALUES STARTS FROM - 10</B>
<OL START="10">
<LI>HTML</LI>
<LI>XML</LI>
<LI>CSS</LI>
</OL><HR>
<B>ORDER LIST - CAPITAL LETTER</B>
<OL TYPE="A">
<LI>HTML</LI>
<LI>XML</LI>
<LI>CSS</LI>
</OL>
<B>ORDER LIST - CAPITAL LETTER STARTS FROM - 10</B>
<OL TYPE="A" START="10">
<LI>HTML</LI>
<LI>XML</LI>
```

CSS

<HR>

ORDER LIST - SMALL LETTER

<OL TYPE="a">

HTML

XML

CSS

ORDER LIST - SMALL LETTER STARTS FROM - 10

<OL TYPE="a" START="10">

HTML

XML

CSS

<HR>

ORDER LIST - CAPITAL ROMAN LETTER

<OL TYPE="I">

HTML

XML

CSS

ORDER LIST - CAPITAL ROMAN LETTER STARTS FROM - 10

<OL TYPE="I" START="10">

HTML

XML

CSS

<HR>

ORDER LIST - SMALL ROMAN LETTER

<OL TYPE="i">

HTML

XML

CSS

ORDER LIST - SMALL ROMAN LETTER STARTS FROM - 10

<OL TYPE="i" START="10">

HTML

XML

CSS

<HR>

<U>UNORDER LIST:</U>

UNORDER LIST - DISK

HTML

XML

CSS

<HR>

UNORDER LIST - CIRCLE

<UL TYPE="circle">

HTML

XML

CSS

<HR>

UNORDER LIST - SQUARE

<UL TYPE="square">

HTML

XML

CSS

</BODY>

</HTML>

ORDER LIST AND UNORDER LIST

The screenshot shows a web browser window with the following content:

ORDER LIST AND UNORDER LIST

ORDER LIST:

ORDER LIST - NUMERIC VALUES

1. HTML
2. XML
3. CSS

ORDER LIST - NUMERIC VALUES STARTS FROM - 10

10. HTML
11. XML
12. CSS

ORDER LIST - CAPITAL LETTER

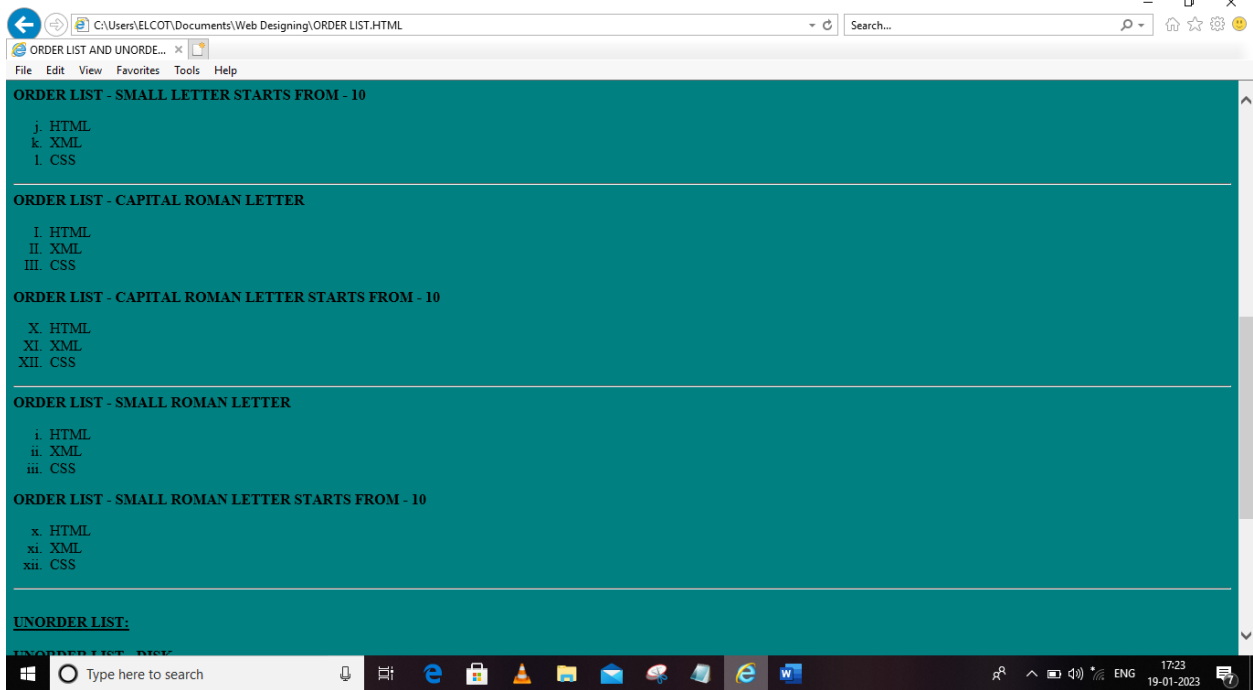
- A. HTML
- B. XML
- C. CSS

ORDER LIST - CAPITAL LETTER STARTS FROM - 10

- J. HTML
- K. XML
- L. CSS

ORDER LIST - SMALL LETTER

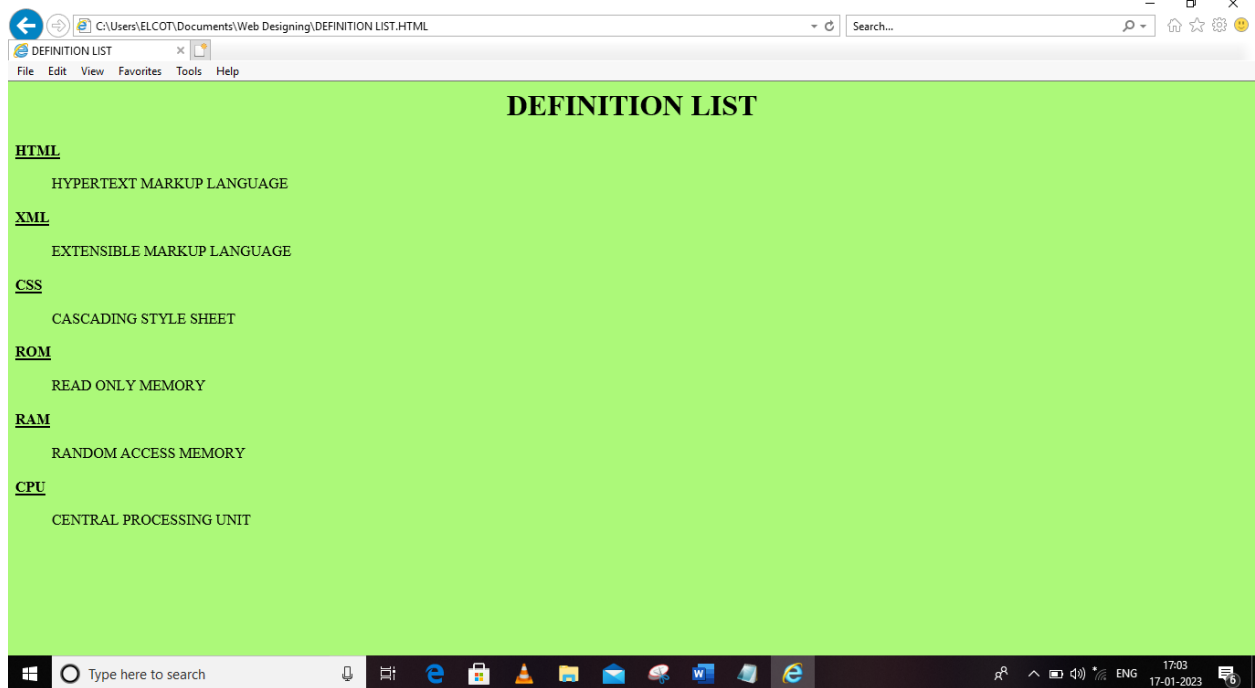
- a. HTML
- b. XML
- c. CSS



DEFINITION LIST

```
<HTML>
<HEAD>
<TITLE>DEFINITION LIST</TITLE>
</HEAD>
<BODY BGCOLOR="#acf979">
<CENTER><H1>DEFINITION LIST</H1></CENTER>
<DL><DT><B><U>HTML</U></B></DT><BR>
<DD>HYPERTEXT MARKUP LANGUAGE</DD><BR>
<DT><B><U>XML</U></B></DT><BR>
<DD>EXTENSIBLE MARKUP LANGUAGE</DD><BR>
<DT><B><U>CSS</U></B></DT><BR>
<DD>CASCADING STYLE SHEET</DD><BR>
<DT><B><U>ROM</U></B></DT><BR>
<DD>READ ONLY MEMORY</DD><BR>
<DT><B><U>RAM</U></B></DT><BR>
<DD>RANDOM ACCESS MEMORY</DD><BR>
<DT><B><U>CPU</U></B></DT><BR>
<DD>CENTRAL PROCESSING UNIT</DD></DL>
</BODY>
</HTML>
```

DEFINITION LIST



SCROLL IMAGE

DIRECTION LEFT WARDS:

```
<HTML>
<HEAD>
<TITLE>SCROLL IMAGE</TITLE>
</HEAD>
<BODY BGCOLOR="OLIVE">
<CENTER><H1><U>SCROLL IMAGE</U><H1></CENDER><BR><BR>
<MARQUEE>
<IMG SRC="C:\Users\ELCOT\Pictures\peafowl-816981__340.jpg"
WIDTH="300"HEIGHT="300">
</MARQUEE>
</BODY>
</HTML>
```

DIRECTION RIGHT WARDS:

```
<HTML>
<HEAD>
<TITLE>SCROLL IMAGE</TITLE>
</HEAD>
<BODY BGCOLOR="OLIVE">
```

```
<CENTER><H1><U>SCROLL IMAGE</U><H1></CENDER><BR><BR>
<MARQUEE DIRECTION="RIGHT">
<IMG SRC="C:\Users\ELCOT\Pictures\peafowl-816981__340.jpg"
WIDTH="300"HIGHT="300">
</MARQUEE>
</BODY>
</HTML>
```

DIRECTION UP WARDS:

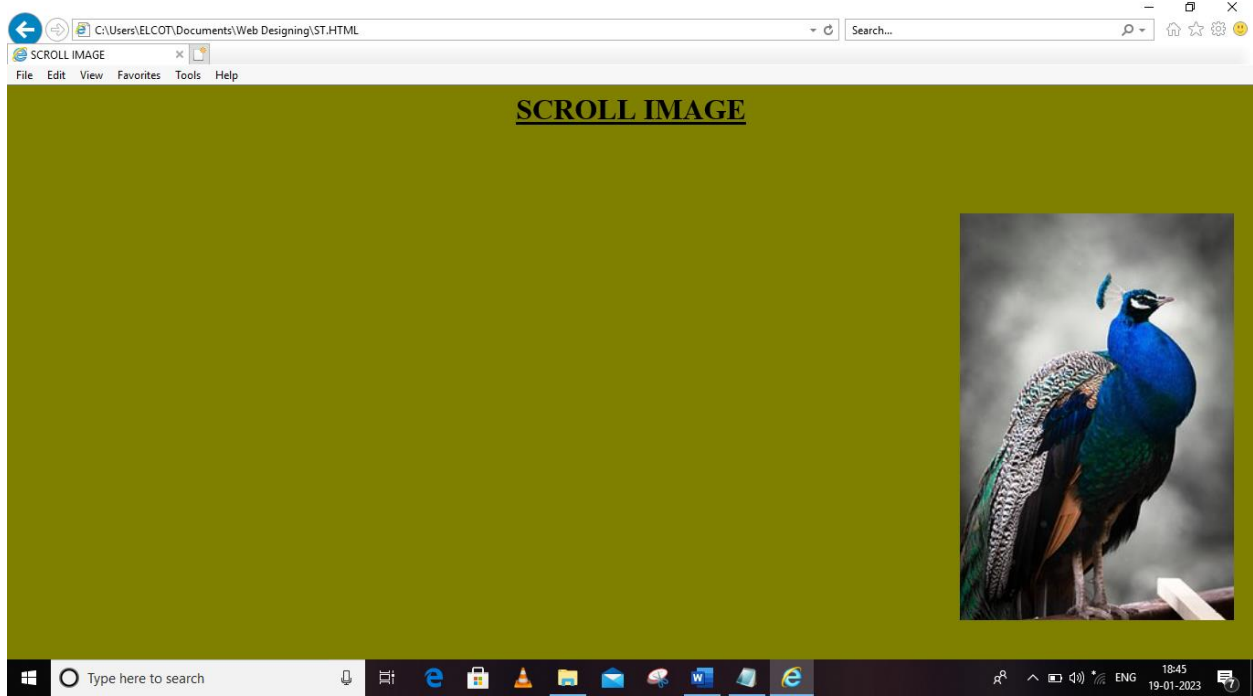
```
<HTML>
<HEAD>
<TITLE>SCROLL IMAGE</TITLE>
</HEAD>
<BODY BGCOLOR="OLIVE">
<CENTER><H1><U>SCROLL IMAGE</U><H1></CENDER><BR><BR>
<MARQUEE DIRECTION="UP">
<IMG SRC="C:\Users\ELCOT\Pictures\peafowl-816981__340.jpg"
WIDTH="300"HIGHT="300">
</MARQUEE>
</BODY>
</HTML>
```

DIRECTION DOWN WARDS:

```
<HTML>
<HEAD>
<TITLE>SCROLL IMAGE</TITLE>
</HEAD>
<BODY BGCOLOR="OLIVE">
<CENTER><H1><U>SCROLL IMAGE</U><H1></CENDER><BR><BR>
<MARQUEE DIRECTION="DOWN">
<IMG SRC="C:\Users\ELCOT\Pictures\peafowl-816981__340.jpg"
WIDTH="300"HIGHT="300">
</MARQUEE>
</BODY>
</HTML>
```


SCROLL IMAGE

DIRECTION: LEFT



DIRECTION: RIGHT



SCROLLTEXT

DIRECTION LEFT WARDS:

```
<HTML>
<HEAD>
<TITLE>SCROLL TEXT</TITLE>
</HEAD>
<BODY BGCOLOR="GOLD">
<CENTER><H1><U>SCROLL TEXT</U><H1></CENDER><BR><BR><BR><BR>
<MARQUEE>
<B><FONT SIZE="20", FONT COLOR="BLACK", FONT FACE="MODERN">WEB
DESIGNING</FONT></B>
</MARQUEE>
</BODY>
</HTML>
```

DIRECTION RIGHT WARDS:

```
<HTML>
<HEAD>
<TITLE>SCROLL TEXT</TITLE>
</HEAD>
<BODY BGCOLOR="GOLD">
<CENTER><H1><U>SCROLL TEXT</U><H1></CENDER><BR><BR><BR><BR>
<MARQUEE DIRECTION="RIGHT">
<B><FONT SIZE="20", FONT COLOR="BLACK", FONT FACE="MODERN">WEB
DESIGNING</FONT></B>
</MARQUEE>
</BODY>
</HTML>
```

DIRECTION UP WARDS:

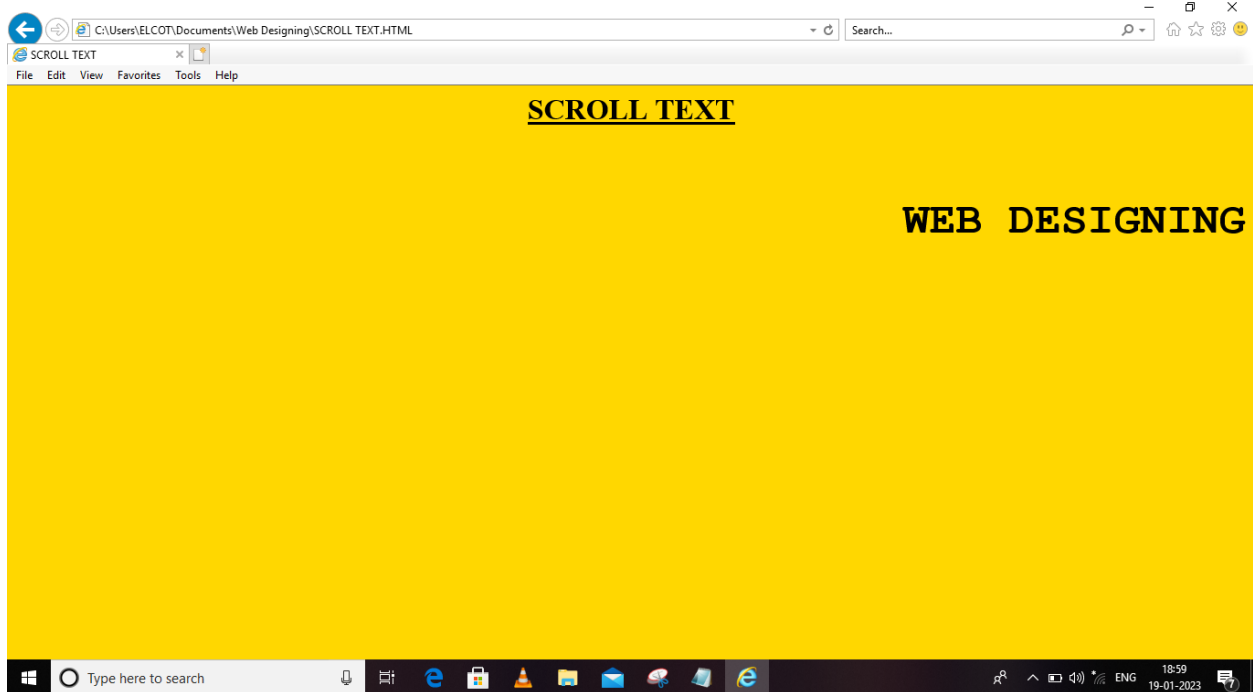
```
<HTML>
<HEAD>
<TITLE>SCROLL TEXT</TITLE>
</HEAD>
<BODY BGCOLOR="GOLD">
<CENTER><H1><U>SCROLL TEXT</U><H1></CENDER><BR><BR><BR><BR>
<MARQUEE DIRECTION="UP">
<B><FONT SIZE="20", FONT COLOR="BLACK", FONT FACE="MODERN">WEB
DESIGNING</FONT></B>
</MARQUEE>
</BODY>
</HTML>
```

DIRECTION DOWN WARDS:

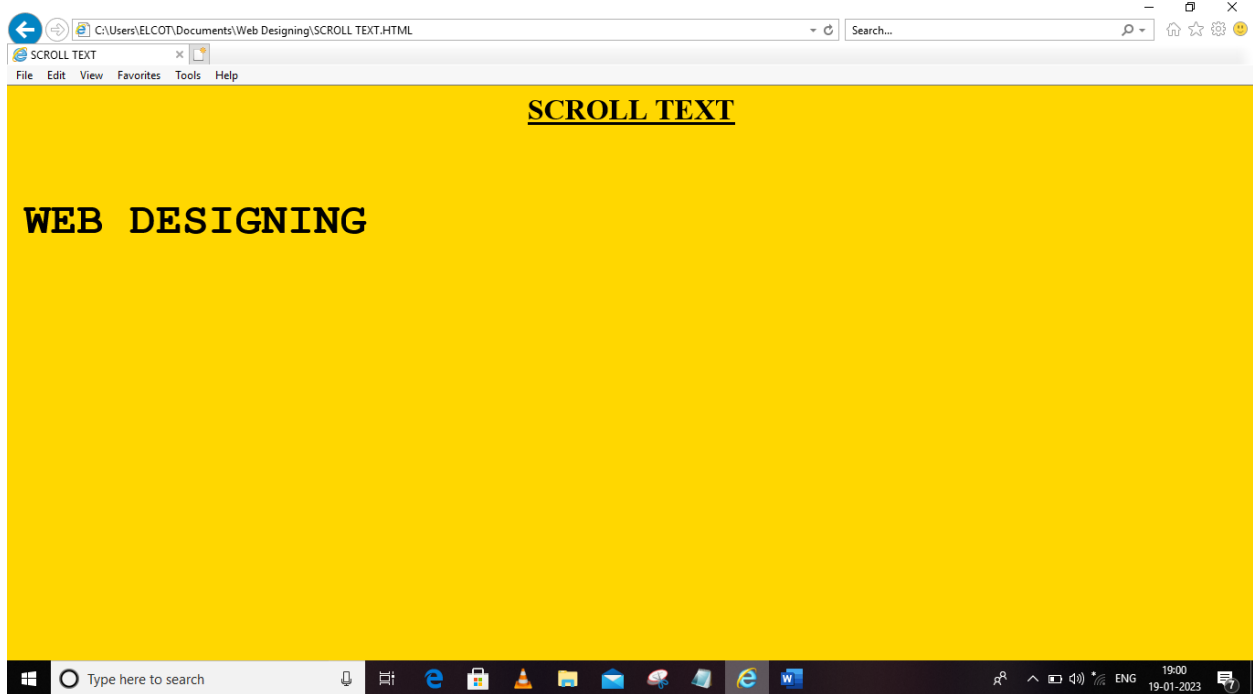
```
<HTML>
<HEAD>
<TITLE>SCROLL TEXT</TITLE>
</HEAD>
<BODY BGCOLOR="GOLD">
<CENTER><H1><U>SCROLL TEXT</U><H1></CENDER><BR><BR><BR><BR>
<MARQUEE DIRECTION="DOWN">
<B><FONT SIZE="20",FONT COLOR="BLACK",FONT FACE="MODERN">WEB
DESIGNING</FONT></B>
</MARQUEE>
</BODY>
</HTML>
```

SCROLL TEXT

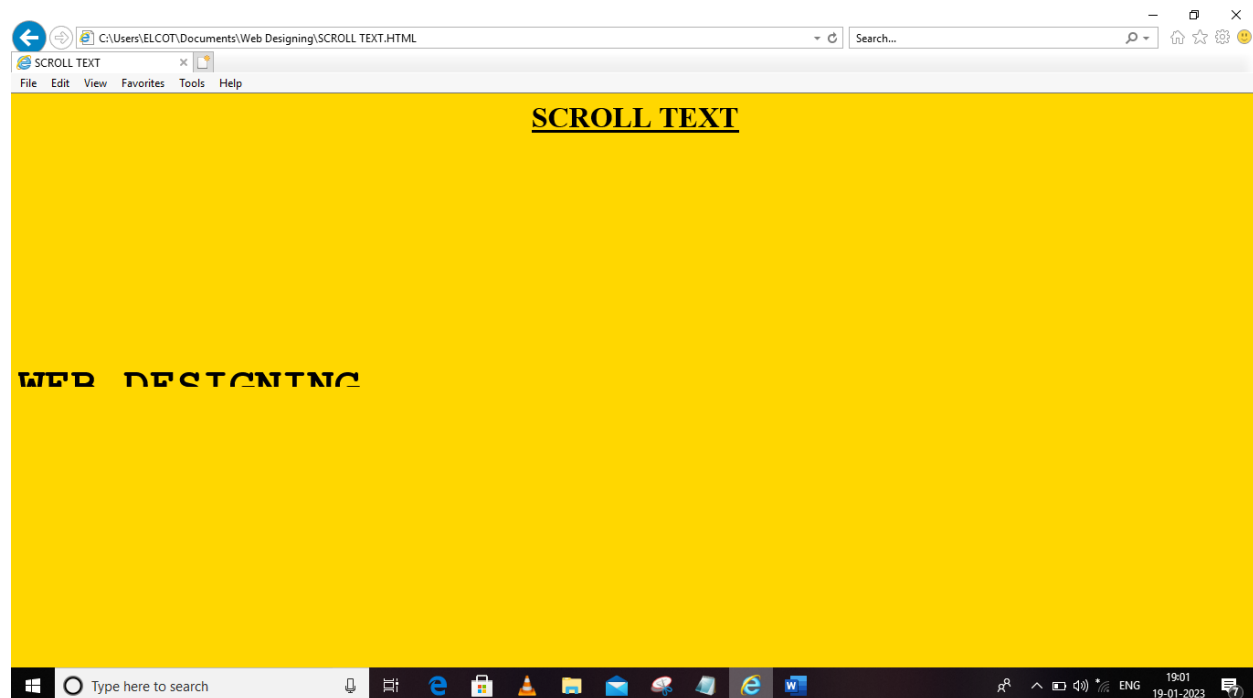
DIRECTION:LEFT



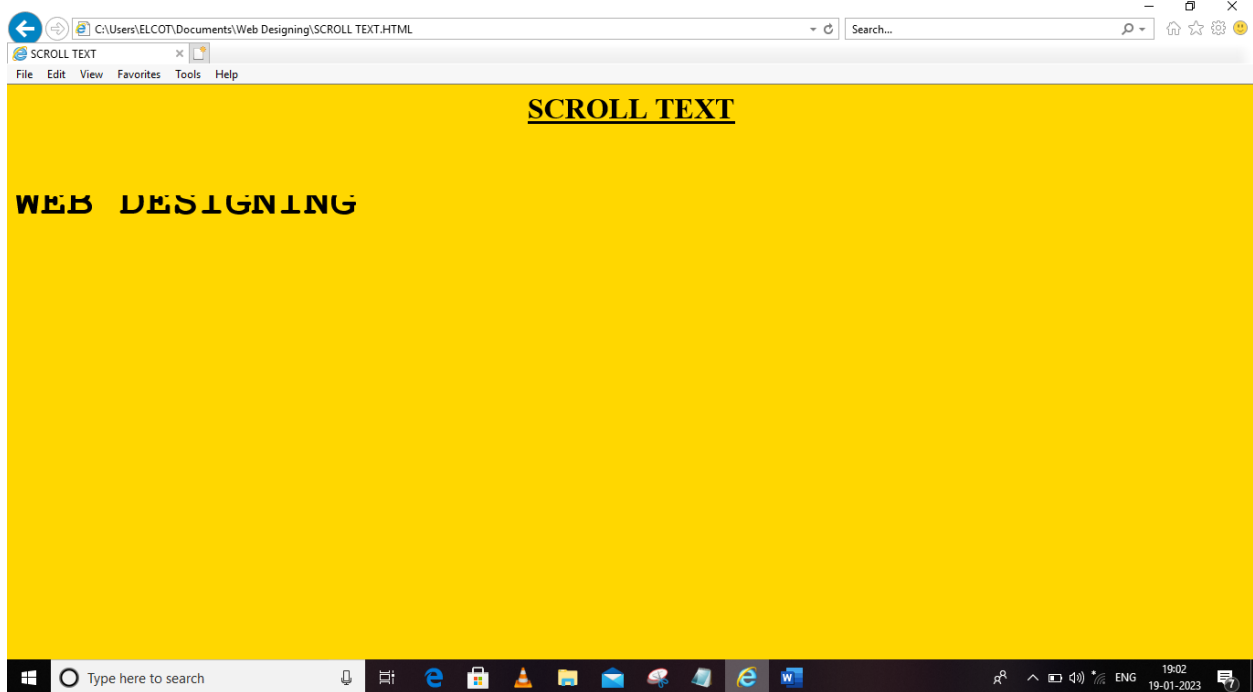
DIRECTION: RIGHT



DIRECTION: UP



DIRECTION: DOWN



STUDENTS INTERNEL MARK STATEMENT

```
<HTML>
<HEAD>
<TITLE>STUDENT TABLE</TITLE>
</HEAD>
<BODY BGCOLOR="CREAM">
<CENTER><H1>CONSOLIDATED INTERNAL MARK
STATEMENT</H1></CENTER><BR><BR>
<CENTER><H2>III-B.COM(CA)SF</H2></CENTER>
<CENTER><TABLE BORDER="5" WIDTH="1000" HIGHT="500"></CENTER>
<TR BGCOLOR=RED>
<TH>SNO</TH>
<TH>REGNO</TH>
<TH>NAME</TH>
<TH>I-INTERNEL</TH>
<TH>II-INTERNEL</TH>
<TH>AVERAGE</TH>
<TH>SEMINOR</TH>
<TH>ASSINGNMENT</TH>
<TH>TOTAL</TH>
```

```
</TR>
<TR BGCOLOR=ORANGE>
<TD><CENTER>1</CENTER></TD>
<TD><CENTER>20PUCAS01</CENTER></TD>
<TD>C.AARTHI</TD>
<TD><CENTER>28</CENTER></TD>
<TD><CENTER>28</CENTER></TD>
<TD><CENTER>14</CENTER></TD>
<TD><CENTER>5</CENTER></TD>
<TD><CENTER>5</CENTER></TD>
<TD><CENTER>24</CENTER></TD>
</TR>
<TR BGCOLOR=RED>
<TD><CENTER>2</CENTER></TD>
<TD><CENTER>20PUCAS02</CENTER></TD>
<TD>N.AARTHI</TD>
<TD><CENTER>26</CENTER></TD>
<TD><CENTER>27</CENTER></TD>
<TD><CENTER>13</CENTER></TD>
<TD><CENTER>5</CENTER></TD>
<TD><CENTER>5</CENTER></TD>
<TD><CENTER>23</CENTER></TD>
</TR>
<TR BGCOLOR=ORANGE>
<TD><CENTER>3</CENTER></TD>
<TD><CENTER>20PUCAS03</CENTER></TD>
<TD>A.AFRIN</TD>
<TD><CENTER>27</CENTER></TD>
<TD><CENTER>24</CENTER></TD>
<TD><CENTER>13</CENTER></TD>
<TD><CENTER>4</CENTER></TD>
<TD><CENTER>5</CENTER></TD>
<TD><CENTER>22</CENTER></TD>
</TR>
<TR BGCOLOR=RED>
<TD><CENTER>4</CENTER></TD>
<TD><CENTER>20PUCAS04</CENTER></TD>
<TD>R.ANGALA PARAMESWARI</TD>
<TD><CENTER>25</CENTER></TD>
<TD><CENTER>24</CENTER></TD>
```

```

<TD><CENTER>12</CENTER></TD>
<TD><CENTER>4</CENTER></TD>
<TD><CENTER>5</CENTER></TD>
<TD><CENTER>21</CENTER></TD>
</TR>
<TR BGCOLOR=ORANGE>
<TD><CENTER>5</CENTER></TD>
<TD><CENTER>20PUCAS05</CENTER></TD>
<TD>S.ANISH FATHIMA</TD>
<TD><CENTER>24</CENTER></TD>
<TD><CENTER>27</CENTER></TD>
<TD><CENTER>13</CENTER></TD>
<TD><CENTER>5</CENTER></TD>
<TD><CENTER>4</CENTER></TD>
<TD><CENTER>22</CENTER></TD>
</TR>
</TABLE>
</BODY>
</HTML>

```

STUDENTS INTERNEL MARK STATEMENT

The screenshot shows a web browser window with the following content:

Address bar: CAUsers\ELCOT\Documents\Web Designing\students table.html

Page Title: STUDENT TABLE

Page Content:

CONSOLIDATED INTERNAL MARK STATEMENT

III-B.COM(CA)SF

SNO	REGNO	NAME	I-INTERNAL	II-INTERNAL	AVERAGE	SEMINOR	ASSINGMENT	TOTAL
1	20PUCAS01	C.AARTHI	28	28	14	5	5	24
2	20PUCAS02	N.AARTHI	26	27	13	5	5	23
3	20PUCAS03	A.AFRIN	27	24	13	4	5	22
4	20PUCAS04	R.ANGALA PARAMESWARI	25	24	12	4	5	21
5	20PUCAS05	S.ANISH FATHIMA	24	27	13	5	4	22

Taskbar: Type here to search, 19:14, 19-02-2023

LINK TWO PAGES

NOTEPAD 1:

```
<HTML>
<HEAD>
<TITLE>LINK TWO PAGES</TITLE>
</HEAD>
<BODY BGCOLOR="CYAN">
<CENTER><H1>LINK TWO PAGES</H1></CENTER><BR>
<A HREF="HARDWARE.HTML"><H2>HARDWARE</H2>
<A HREF="SOFTWARE.HTML"><H2>SOFTWARE</H2>
</BODY>
</HTML>
```

NOTEPAD 2:

```
<HTML>
<HEAD>
<TITLE>COMPUTER</TITLE>
</HEAD>
<BODY BGCOLOR="RED">
<CENTER><H2>PARTS OF COMPUTER</H2></CENTER>
<CENTER><H2>HARDWARE</H2></CENTER><BR>
<OL>
<LI>COMPUTER CASE
<LI>MOUSE & KEYBOARD
<LI>MOTHERBOARD
<LI>MONITOR
```


HARD DISK

PRINTER

PROCESSOR

<CENTER></CENTER>

</BODY>

</HTML>

NOTEPAD 3:

<HTML>

<HEAD>

<TITLE>COMPUTER</TITLE>

</HEAD>

<BODY BGCOLOR="OLIVE">

<CENTER><H2>PARTS OF COMPUTER</H2></CENTER>

**<CENTER><H2>SOFTWARE</H2></CENTER>
**

GMAIL

YOUTUBE

CHROME

MICROSOFT WORD

INSTAGRAM

SKYPE

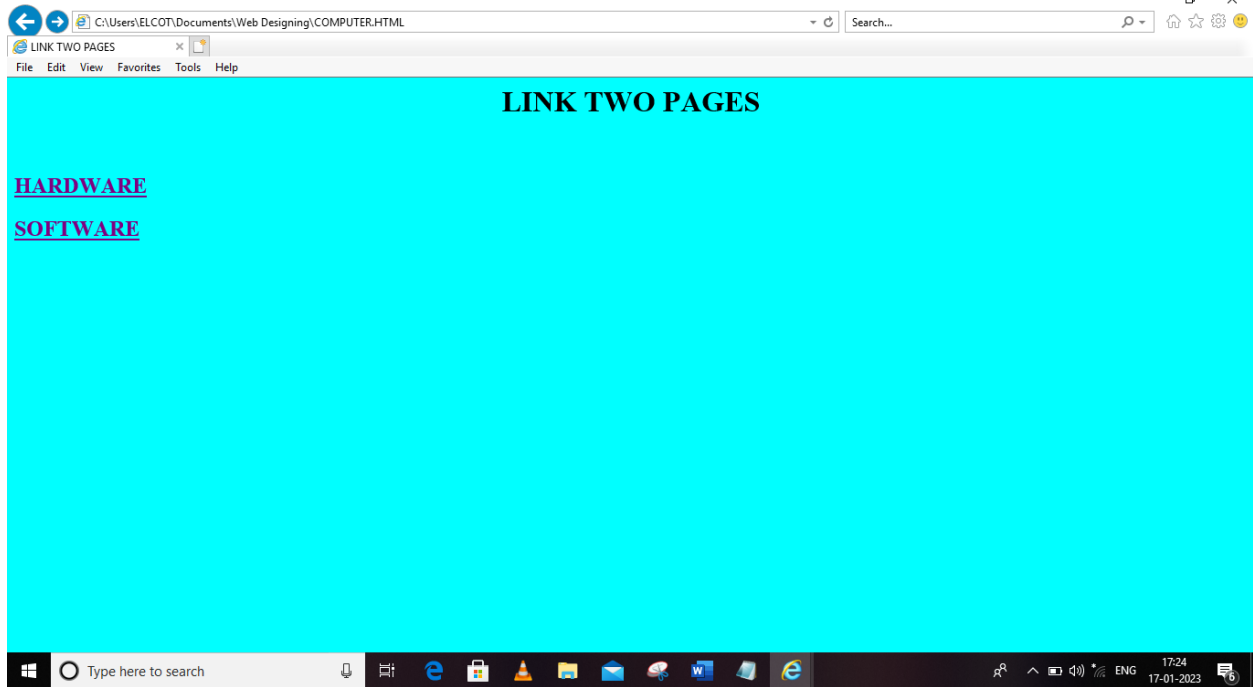
DRIVE

<CENTER></CENTER>

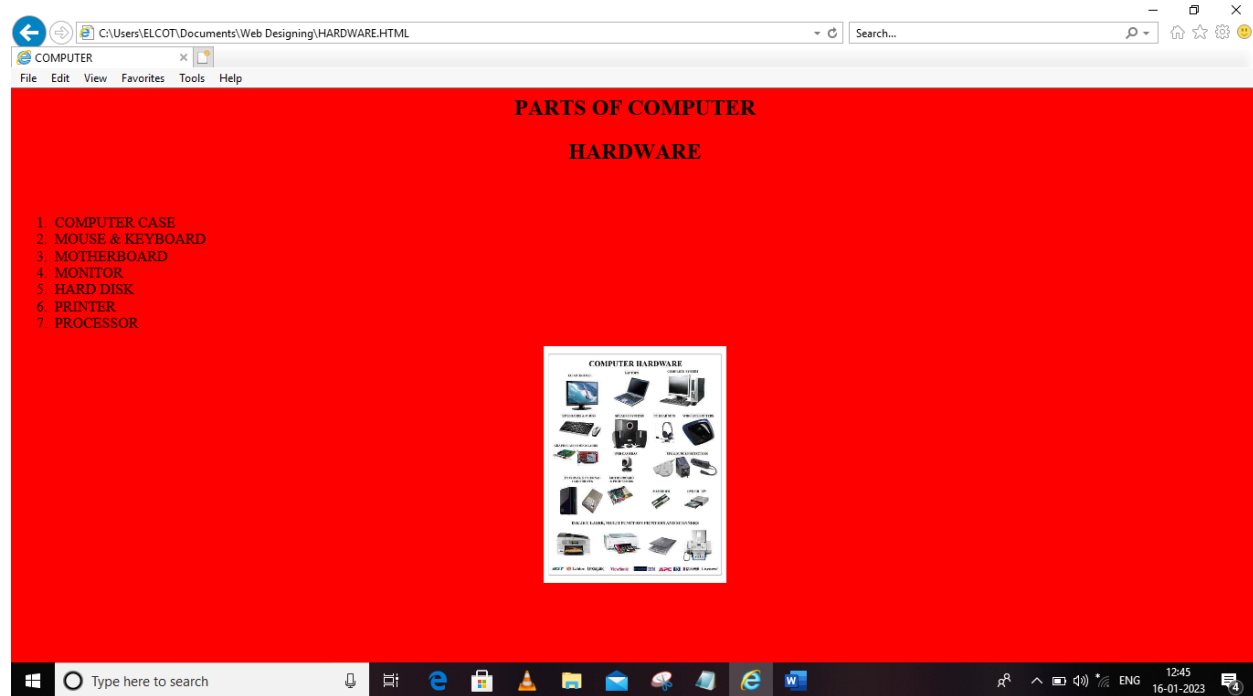
</BODY>

</HTML>

LINK TWO PAGES



HARDWARE



CREATING A FRAME

NOTEPAD 1:

```
<HTML>
<HEAD>
<TITLE>CREATING A FRAME</TITLE>
</HEAD>
<FRAMESET COLS="30,70">
<FRAME SRC="C:\Users\ELCOT\Pictures\HD-wallpaper-natural-background-
background-natural-background-thumbnail.jpg">
<FRAME SRC="FRAME1.HTML">
</FRAMESET>
</HTML>
```

NOTEPAD 2:

```
<HTML>
<HEAD>
<TITLE>FRAME COLUMNS</TITLE>
</HEAD>
<BODY
BGCOLOR="#acf979"><BR><BR><BR><BR><BR><BR><BR><BR><BR><BR><BR>
<FONT FACE="VIJAYA" FONT SIZE="5"><CENTER><H2>"LOOK DEEP INTO
NATURE,<BR><BR>
AND THEN YOU WILL UNDERSTAND EVERYTHINK
BETTER!"</H2></CENTER></FONT>
</BODY>
</HTML>
```

NOTEPAD 3:

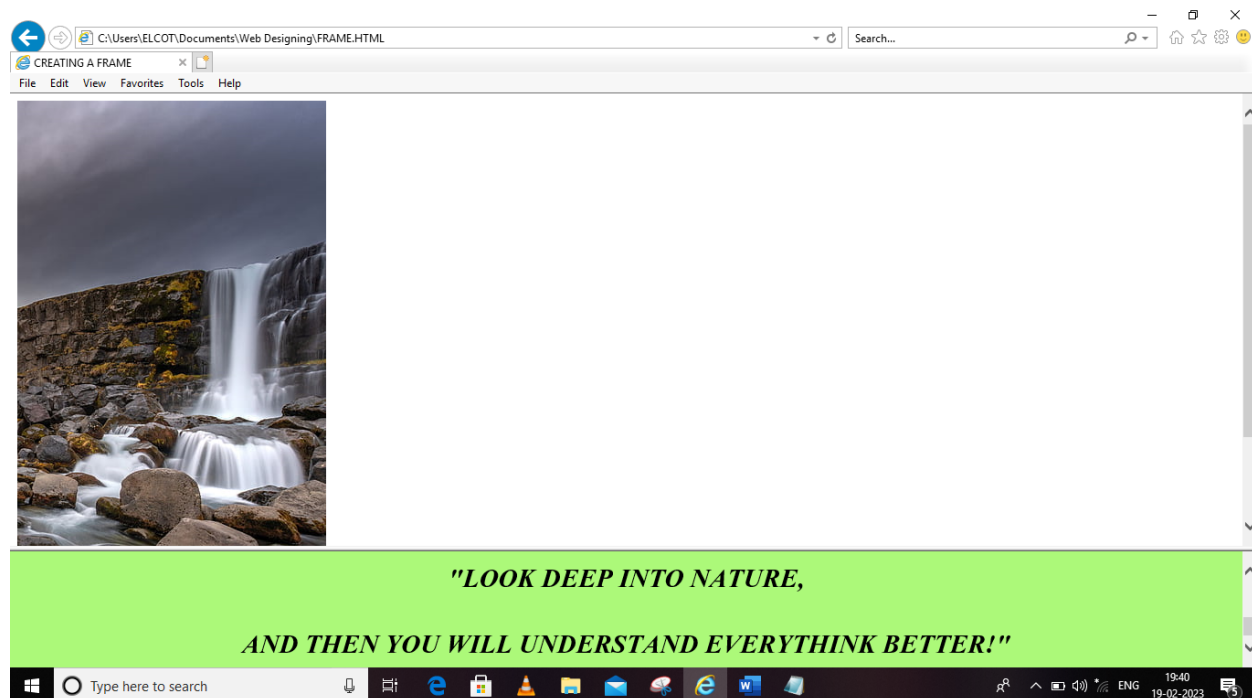
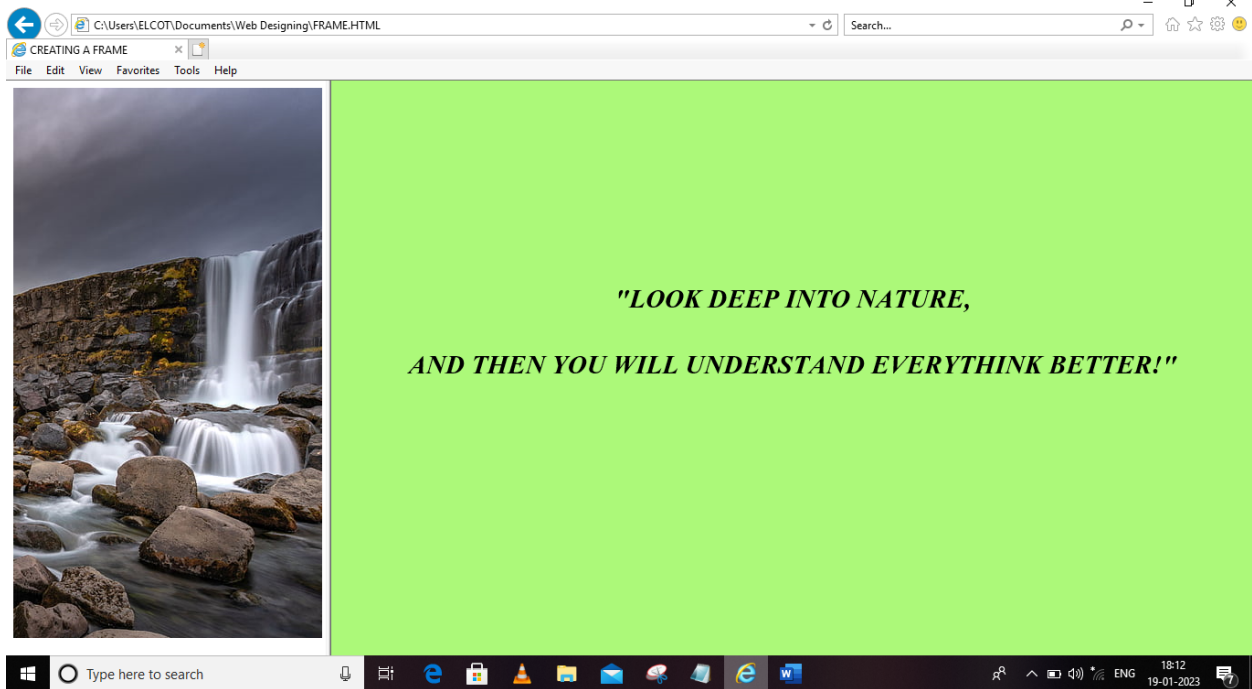
```
<HTML>
<HEAD>
<TITLE>CREATING A FRAME</TITLE>
</HEAD>
<FRAMESET ROWS="30,70">
<FRAME SRC="C:\Users\ELCOT\Pictures\HD-wallpaper-natural-background-
background-natural-background-thumbnail.jpg">
<FRAME SRC="FRAME1.HTML">
</FRAMESET>
</HTML>
<HTML>
```

NOTEPAD 4:

```
<HEAD>
<TITLE>FRAME ROWS</TITLE>
</HEAD>
<BODY BGCOLOR="#acf979"><BR><BR><BR><BR><BR><BR><BR><BR><BR>
```

```
<FONT FACE="VIJAYA" FONT SIZE="5"><CENTER><H2>"LOOK DEEP INTO NATURE,<BR><BR> AND THEN YOU WILL UNDERSTAND EVERYTHINK BETTER!" </H2></CENTER></FONT>
</BODY>
</HTML>
```

CREATING A FRAME



WEBSITE FOR OUR COLLEGE

COLLEGE:(NOTE PAD 1)

```
<HTML>
<HEAD>
<TITLE>WEBSITE FOR APA CLG</TITLE>
</HEAD>
<BODY BACKGROUND="C:\Users\Admin\Pictures\APA.jpg"
STYLE="BACKGROUND-REPEAT:NO-REPEAT;BACKGROUND-SIZE:100%100%">
<CENTER>
<IMG SRC="D:\VLC\20230201_112337.png" WIDTH="800",HEIGHT="100">
<BR><BR><BR><BR><BR><BR><BR><BR><BR><BR><BR><BR><BR><BR><BR>
<BR><BR><BR><BR><BR><BR><BR>
<A HREF="UG.HTML"><FONT COLOR="WHITE",FONT FACE="BOOKMAN OLD
STYLE",FONT SIZE="5"><I><B>UG COURSE</B></I></FONT><BR><BR>
<A HREF="PG.HTML"><FONT COLOR="WHITE",FONT FACE="BOOKMAN OLD
STYLE",FONT SIZE="5"><I><B>PG COURSE</B></I></FONT></CENTER>
</BODY>
</HTML>
```

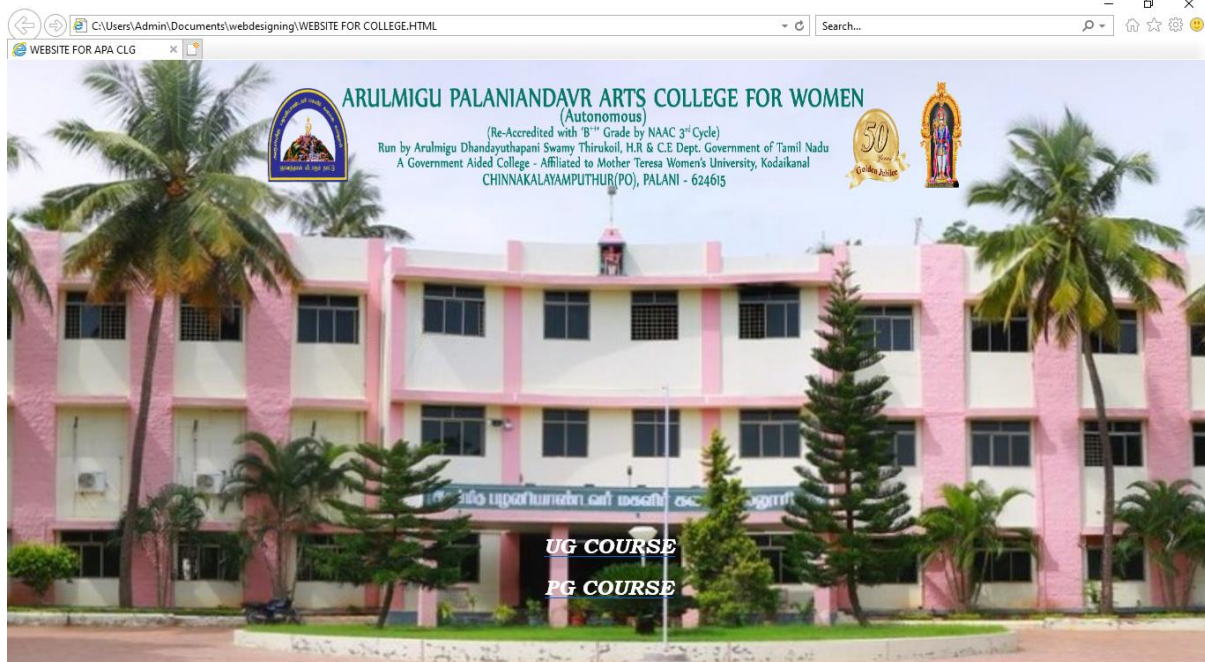
UG COURSE:(NOTE PAD 2)

```
<HTML>
<HEAD>
<TITLE>UG COURSE</TITLE>
</HEAD>
<BODY BACKGROUND="C:\Users\ELCOT\Pictures\IMG-20230128-
WA0059.jpg" STYLE="BACKGROUND-REPEAT:NO-REPEAT;BACKGROUND-
SIZE:100% 100%">
<CENTER><H1><FONT COLOR="WHITE">UG COURSE</H1></CENTER>
<H1><UL>
<LI>BA ENGLISH</LI>
<LI>BA TAMIL</LI>
<LI>ECONOMICS</LI>
<LI>B.COM</LI>
<LI>MATHS</LI>
<LI>BIOLOGY</LI>
<LI>PHYSICS</LI>
<LI>CHEMISTRY</LI>
<LI>BOTONY</LI>
<LI>ZOOLOGY</LI>
<LI>BOTANY</LI>
</H1></UL><BR><BR><BR><BR>
<A HREF="COLLEGE.HTML"><B><FONT COLOR="BLACK",FONT
SIZE="6"><CENTER>HOME</CENTER></FONT></B>
</BODY>
</HTML>
```

PG COURSE:(NOTE PAD 3)

```
<HTML>
<HEAD>
<TITLE>PG COURSE</TITLE>
</HEAD>
<BODY
BACKGROUND="C:\Users\ELCOT\Pictures\IMG_20230129_132055.jpg"STYLE="BACKGROUND-REPEAT:NO-REPEAT;BACKGROUND-SIZE:100% 100%">
<CENTER><H1>PG COURSE</H1></CENTER>
<H1><FONT COLOR="BLACK"><UL>
<LI>MA TAMIL</LI>
<LI>MA ENGLISH</LI>
<LI>M.COM & M.COM(CA)</LI>
<LI>MA HISTORY</LI>
<LI>M.SC (COMPUTER SCIENCE)</LI>
<LI>MCA</LI>
<LI>MSC ZOOLOGY</LI>
<LI>B.SC BOTANY</LI>
</UL></FONT><H1><BR><BR><BR><BR><BR>
<A HREF="COLLEGE.HTML"><B><FONT COLOR="WHITE", FONT
SIZE="6"><CENTER>HOME</CENTER></FONT></B>
</BODY>
</HTML>
```

WEBSITE FOR OUR COLLEGE



UG COURSE

- BA ENGLISH
- BA TAMIL
- ECONOMICS
- B.COM
- MATHS
- BIOLOGY
- PHYSICS
- CHEMISTRY
- BOTANY
- ZOOLOGY
- BOTANY

[HOME](#)

PG COURSE

- MA TAMIL
- MA ENGLISH
- M.COM & M.COM(CA)
- MA HISTORY
- M.SC (COMPUTER SCIENCE)
- MCA
- MSC ZOOLOGY
- B.SC BOTANY

[HOME](#)

WEBSITE FOR PLACE

PALANI:(NOTE PAD 1)

```
<HTML>
<HEAD>
<TITLE>PALANI TEMBLE</TITLE>
</HEAD>
<BODY>
<CENTER><IMG SRC="C:\Users\ELCOT\Pictures\palani_temple_thaipoonsam.gif"
WIDTH=700HIGHT=700><CENTER><BR>
<H2><CENTER><A HREF="IMAGES.HTML">IMAGES
<A HREF="AROUND.HTML">AROUND PALANI
<A HREF="MAP.HTML">MAP
<A HREF="BOOKING.HTML">PALANI TEMPLE ONLINE
BOOKING<BR><B><CENTER></H2>
</BODY>
</HTML>
```

IMAGES:(NOTE PAD 2)

```
<HTML>
<HEAD>
<TITLE>IMAGES</TITLE>
</HEAD>
<BODY>
<IMG SRC="C:\Users\ELCOT\Pictures\Saved Pictures\-87664_8725.jpg" WIDTH=300
HIGHT=300>
<IMG SRC="C:\Users\ELCOT\Pictures\Saved
Pictures\1564821240_img_20190720_091237.jpg"WIDTH=300,HIGHT=300>
<IMG SRC="C:\Users\ELCOT\Pictures\Saved
Pictures\image_picker3355481745662190499.jpg"WIDTH=300HIGHT=300>
<IMG SRC="C:\Users\ELCOT\Pictures\Saved Pictures\IMG-20230127-
WA0035.jpg"WIDTH=300HIGHT=300>
<IMG SRC="C:\Users\ELCOT\Pictures\Saved Pictures\IMG-20230128-
WA0038.jpg"WIDTH=300HIGHT=300>
<IMG SRC="C:\Users\ELCOT\Pictures\Saved
Pictures\IMG_20220803_135318_1.jpg"WIDTH=300HIGHT=300>
<IMG SRC="C:\Users\ELCOT\Pictures\Saved
Pictures\IMG_20230129_133902.jpg"WIDTH=300HIGHT=300>
<IMG SRC="C:\Users\ELCOT\Pictures\Saved
Pictures\palani_temple_thaipoonsam.gif"WIDTH=300HIGHT=200>
<IMG SRC="C:\Users\ELCOT\Pictures\Saved
Pictures\DSC00272.jpg"WIDTH=300HIGHT=300>
<IMG SRC="C:\Users\ELCOT\Pictures\Saved
Pictures\download.jpg"WIDTH=300HIGHT=100>
<IMG SRC="C:\Users\ELCOT\Pictures\Saved
Pictures\de2cca453c74e4f72102ea66da4e39c0.jpg"WIDTH=300HIGHT=100>
```



```
<IMG SRC="C:\Users\ELCOT\Pictures\Saved Pictures\IMG-20230128-
WA0002.jpg"WIDTH=300HIGHT=100>
</BODY>
</HTML>
```

AROUND PALANI:(NOTE PAD 3)

```
<HTML>
<HEAD>
<TITLE>AROUND PALANI</TITLE>
</HEAD>
<BODY>
<CENTER><H1>TOURIST PLACES IN PALANI</H1></CENTER><BR>
<H2>PALANI MURUGAN TEMPLE</H2><BR>
<IMG SRC="C:\Users\ELCOT\Pictures\Saved
Pictures\images.jpg"WIDTH=500HIGHT=500>
<IMG SRC="C:\Users\ELCOT\Pictures\Saved Pictures\Palani_Montage.png"
WIDTH=400HIGHT=400>
<H2>PARK</H2>
<IMG SRC= "C:\Users\USER\Videos\Park\WhatsApp Image 2023-01-27 at 7.03.32 AM
(2).jpeg"WIDTH=400HIGHT=400>
<IMG SRC= "C:\Users\USER\Videos\Park\WhatsApp Image 2023-01-27 at 7.03.34 AM
(1).jpeg"WIDTH=400HIGHT=400>
<IMG SRC= "C:\Users\USER\Videos\Park\WhatsApp Image 2023-01-27 at 7.01.44
AM.jpeg"WIDTH=400HIGHT=400><BR>
<H2>KODAIKANAL</H2>
<IMG SRC="C:\Users\USER\Videos\Kodaikanal\WhatsApp Image 2023-01-27 at 7.13.37
AM (1).jpeg"WIDTH=400HIGHT=400>
<IMG SRC= "C:\Users\USER\Videos\Kodaikanal\WhatsApp Image 2023-01-27 at 7.13.36
AM.jpeg"WIDTH=400HIGHT=400>
<IMG SRC= "C:\Users\USER\Videos\Kodaikanal\WhatsApp Image 2023-01-27 at 7.13.36
AM (1).jpeg"WIDTH=400 HIGHT=400><BR>
<H2>DAM</H2>
<IMG SRC= "C:\Users\USER\Videos\Dam\WhatsApp Image 2023-01-27 at 12.11.19 PM
(1).jpeg"WIDTH=400HIGHT=400>
<IMG SRC= "C:\Users\USER\Music\WhatsApp Image 2023-01-27 at 1.00.47
PM.jpeg"WIDTH=400HIGHT=400>
</BODY>
</HTML>
```

MAP:(NOTE PAD 4)

```
<HTML>
<HEAD>
<TITLE>MAP</TITLE>
</HEAD>
<BODY>
```


```
<CENTER><IMG SRC="C:\Users\ELCOT\Pictures\MAP.jpg"
WIDTH=1500,HIGHT=1500></CENTER>
</BODY>
</HTML>
```

ONLINE BOOKING:(NOTE PAD 5)

```
<HTML>
<HEAD>
<TITLE>ONLINE BOOKING</TITLE>
</HEAD>
<BODY>
<CENTER><IMG SRC="C:\Users\ELCOT\Pictures\pic.jpg" WIDTH=800
HIGHT=800></CENTER>
</BODY>
</HTML>
```

WEBSITE FOR PLACE

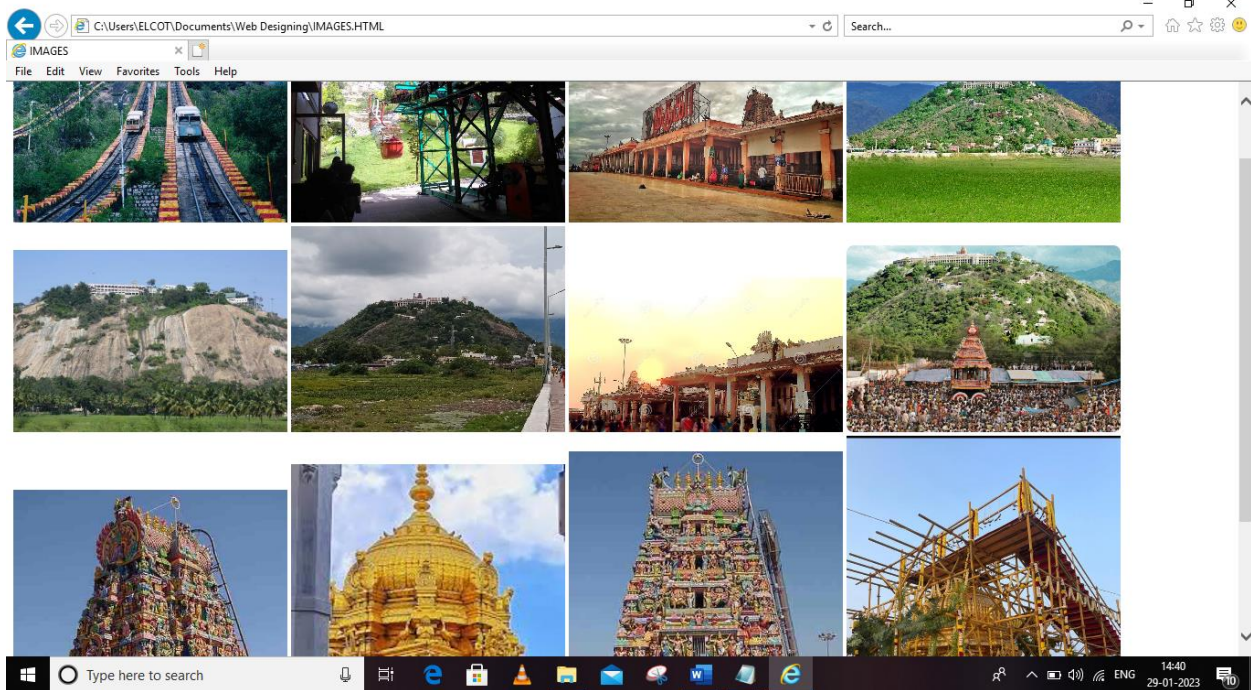
PALANI:



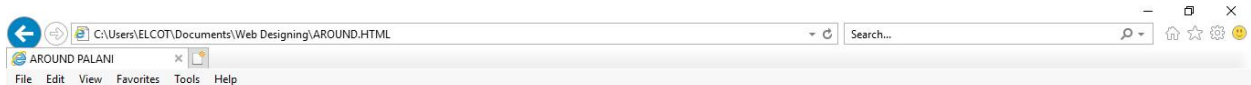
[IMAGES](#)
[AROUND PALANI](#)
[MAP AND PALANI TEMPLE ONLINE BOOKING](#)



IMAGES:




AROUND PALANI:




TOURIST PLACES IN PALANI

PALANI MURUGAN TEMPLE




AROUND.HTML x +
File | C:/Users/USER/Documents/AROUND.HTML
Gmail YouTube Maps

PARK




KODAIKANAL




Type here to search
16:38
26-01-2023

AROUND.HTML x +
File | C:/Users/USER/Documents/AROUND.HTML
Gmail YouTube Maps

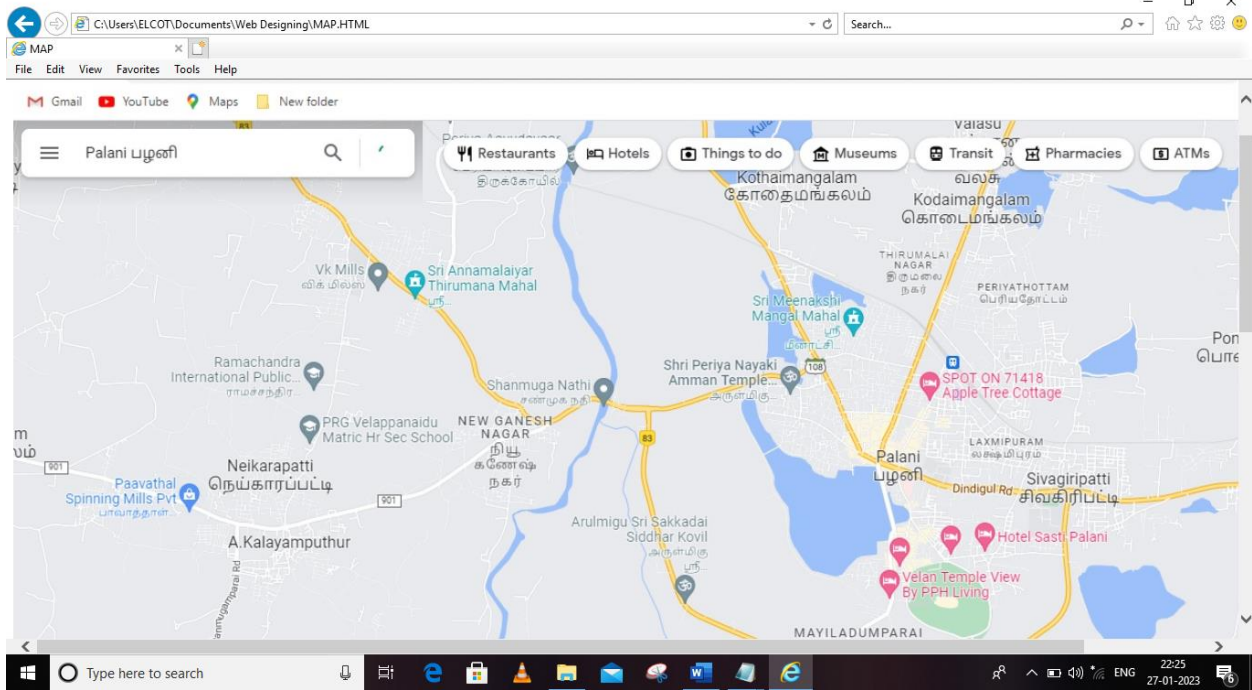


DAM

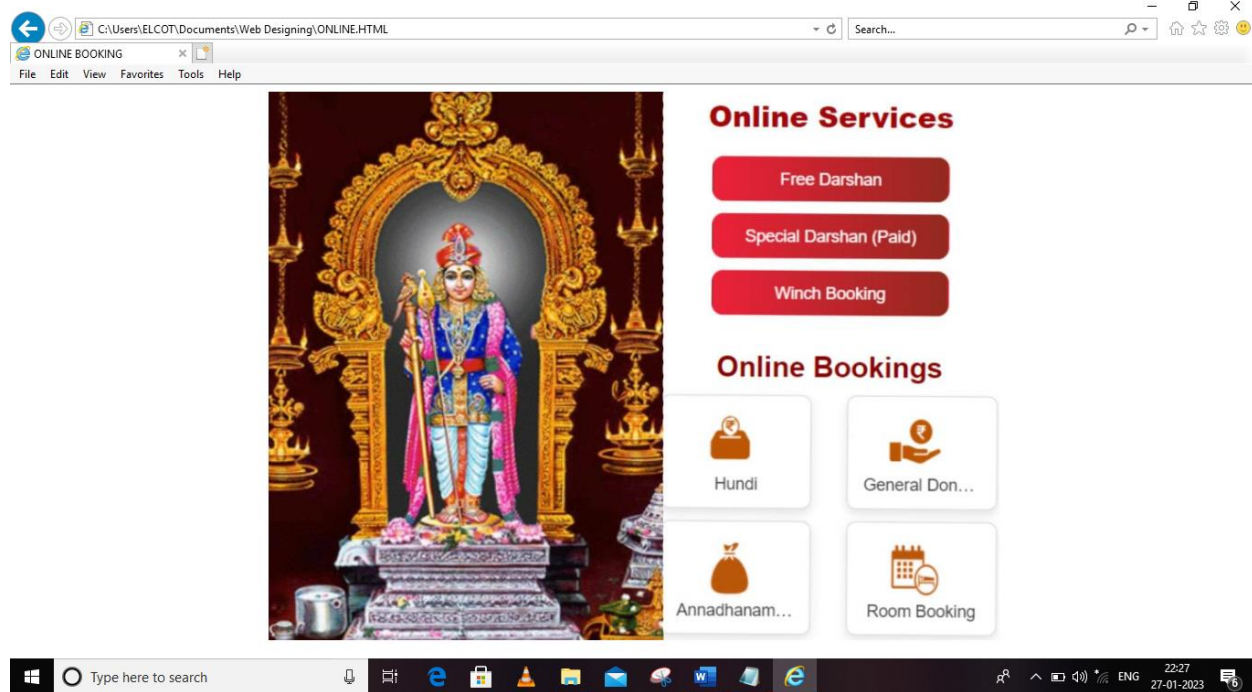


Type here to search
17:00
26-01-2023

MAP:



ONLINE BOOKING:



WEBSITE FOR BANK

BANK:(NOTE PAD 1)

```
<HTML>
<HEAD>
<TITLE>WEBSITE FOR BANK</TITLE>
</HEAD>
<BODY BGCOLOR=GOLD>
<CENTER><H1>LS</H1>
<H1>BANK</H1></CENTER><BR>
<CENTER><IMG SRC="C:\Users\ELCOT\Pictures\BANK\choosebank-lede.jpg"
WIDTH=400 HIGHT=400></CENTER><BR>
<H2><CENTER><A HREF="CURRENT.HTML">CURRENT ACCOUNT<BR><BR>
<A HREF="SAVINGS.HTML">SAVINGS ACCOUNT<BR><BR>
<A HREF="MOBILE.HTML">MOBILE BANKING<BR><BR>
<A HREF="LOAN.HTML">LOAN DETAILS</CENTER></H2>
</BODY>
</HTML>
```

CURRENT ACCOUNT:(NOTE PAD 2)

```
<HTML>
<HEAD>
<TITLE>CURRENT ACCOUNT</TITLE>
</HEAD>
<BODY BGCOLOR=PINK>
<H2><CENTER>CURRENT ACCOUNT</CENTER><BR>
<CENTER><IMG SRC="C:\Users\ELCOT\Pictures\BANK\Current-Account_1364w.jpg"
WIDTH=500 HIGHT=500></CENTER>
<OL>
<LI>FREQUENT DEPOSITS</LI>
<LI>FREQUENT WITHDRAWALS</LI>
<LI>ZERO INTEREST</LI>
<LI>VALUE ADDED SERVICES</LI></OL>
<CENTER><A HREF="BANK.HTML">HOME</CENTER></H2>
</BODY>
</HTML>
```

SAVINGS ACCOUNT:(NOTE PAD 3)

```
<HTML>
<HEAD>
<TITLE>SAVINGS ACCOUNT</TITLE>
</HEAD>
<BODY BGCOLOR=VIOLET>
<H2><CENTER>SAVINGS ACCOUNT</CENTER><BR>
<CENTER><IMG SRC="C:\Users\ELCOT\Pictures\BANK\savings-account.jpg"
WIDTH=500 HIGHT=500></CENTER><BR>
```

```
<CENTER>"BEST SAVINGS ACCOUNT WITH HIGHEST<BR>INTEREST RATES IN
INDIA"</CENTER><BR><BR>
<CENTER><A HREF="BANK.HTML">HOME</CENTER></H2>
</BODY>
</HTML>
```

MOBILE BANKING:(NOTE PAD 4)

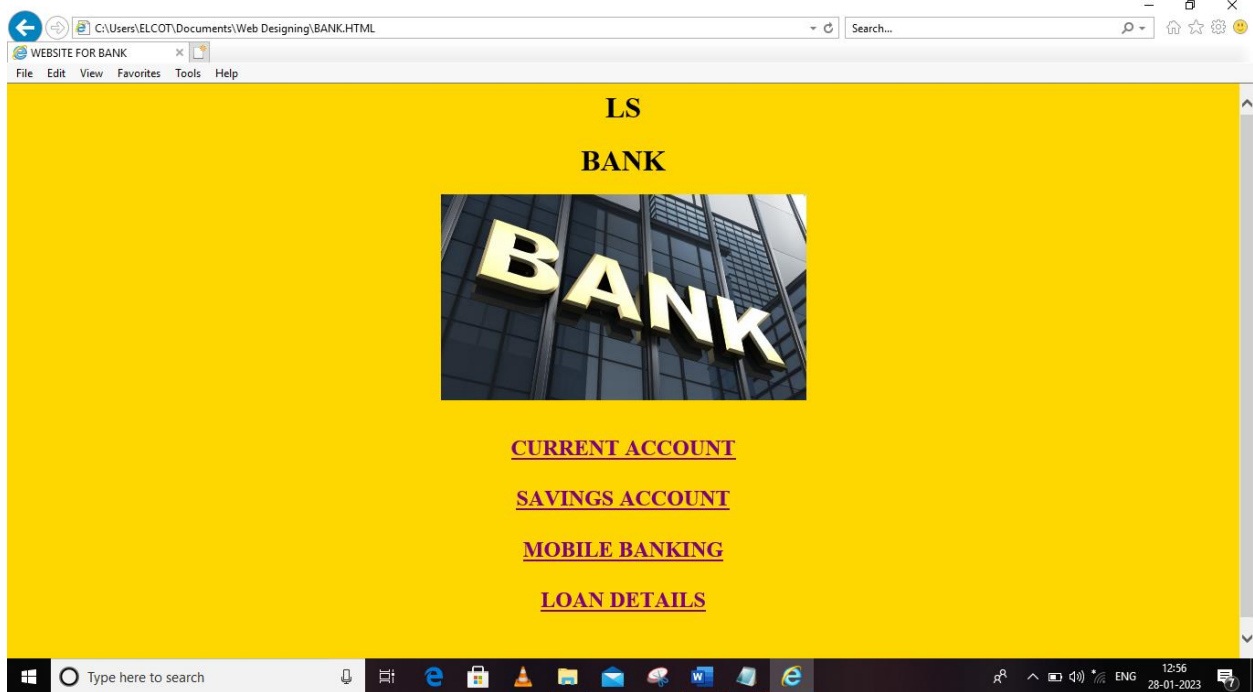
```
<HTML>
<HEAD>
<TITLE>MOBILE BANKING</TITLE>
</HEAD>
<BODY BGCOLOR=TAN>
<H2><CENTER>MOBILE BANKING FEATURES</CENTER><BR>
<CENTER><IMG SRC="C:\Users\ELCOT\Pictures\BANK\man-using-online-banking-
with-credit-card-on-touch-screen-device-mobile-banking-digital-and.jpg" WIDTH=500
HIGHT=500></CENTER><BR>
<OL>
<LI>CHECK BALANCE</LI><BR>
<LI>TRANSFER FUNDS</LI><BR>
<LI>VIEW STATEMENT</LI><BR>
<LI>PAY BILLS</LI><BR></OL>
<CENTER><A HREF="BANK.HTML">HOME</CENTER></H2>
</BODY>
</HTML>
```

LOAN DETAILES:(NOTE PAD 5)

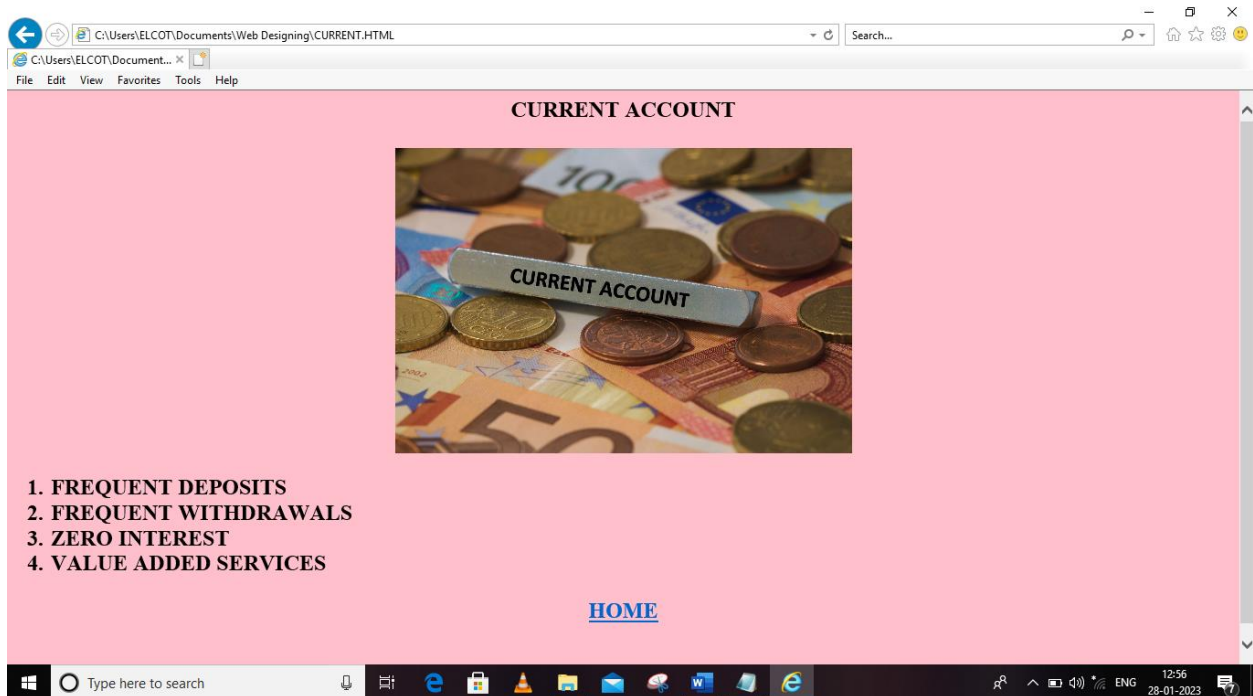
```
<HTML>
<HEAD>
<TITLE>LOAN DETAILS</TITLE>
</HEAD>
<BODY BGCOLOR=AGENTA MENT>
<H2><CENTER>LOAN DETAILS</CENTER><BR>
<CENTER><IMGSRC="C:\Users\ELCOT\Pictures\BANK\360_F_285244154_w7VBev0f7
3f0JP2LIha5NPI6sv0rsXaf.jpg" WIDTH=400 HIGHT=400></CENTER><BR>
<UL>
<LI>HOME LOANS</LI>
<LI>BUSINESS LOANS</LI>
<LI>GOLD LOANS</LI>
<LI>TRACTOR LOANS</LI>
<LI>AUTO LOANS</LI>
<LI>TWO WHEELER LOANS</LI>
</UL>
<CENTER><A HREF="BANK.HTML">HOME</CENTER></H2>
</BODY>
</HTML>
```

WEBSITE FOR BANK

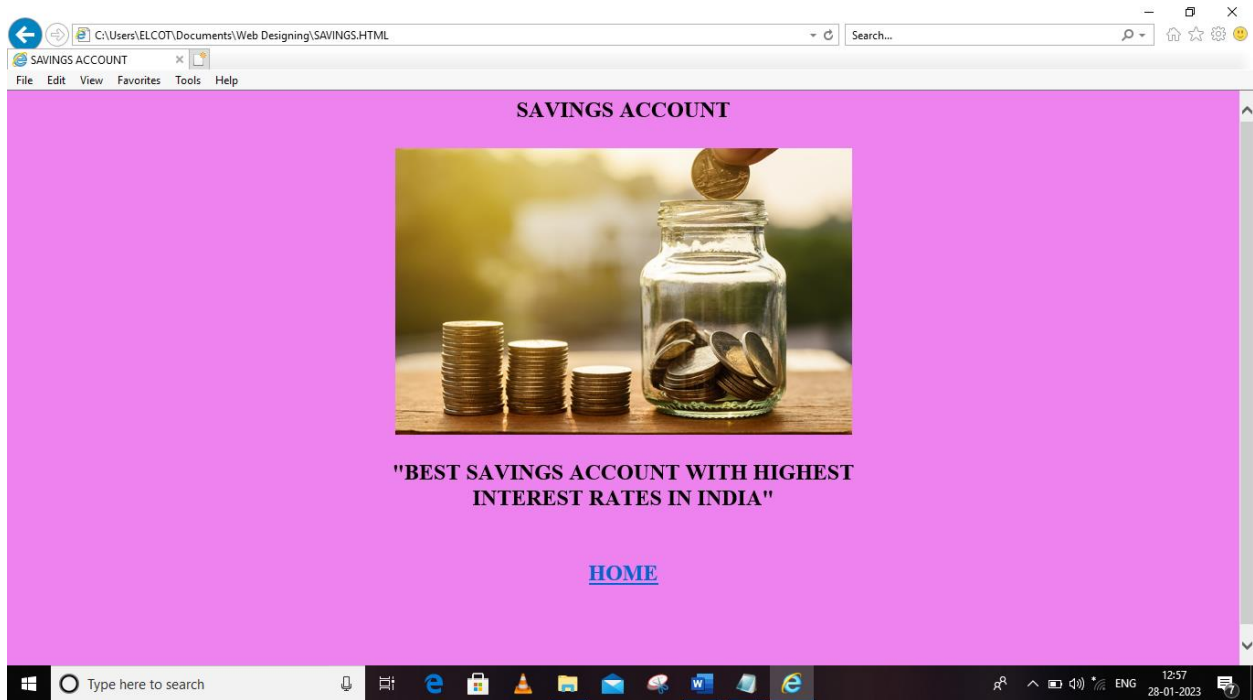
BANK:



CURRENT ACCOUNT:

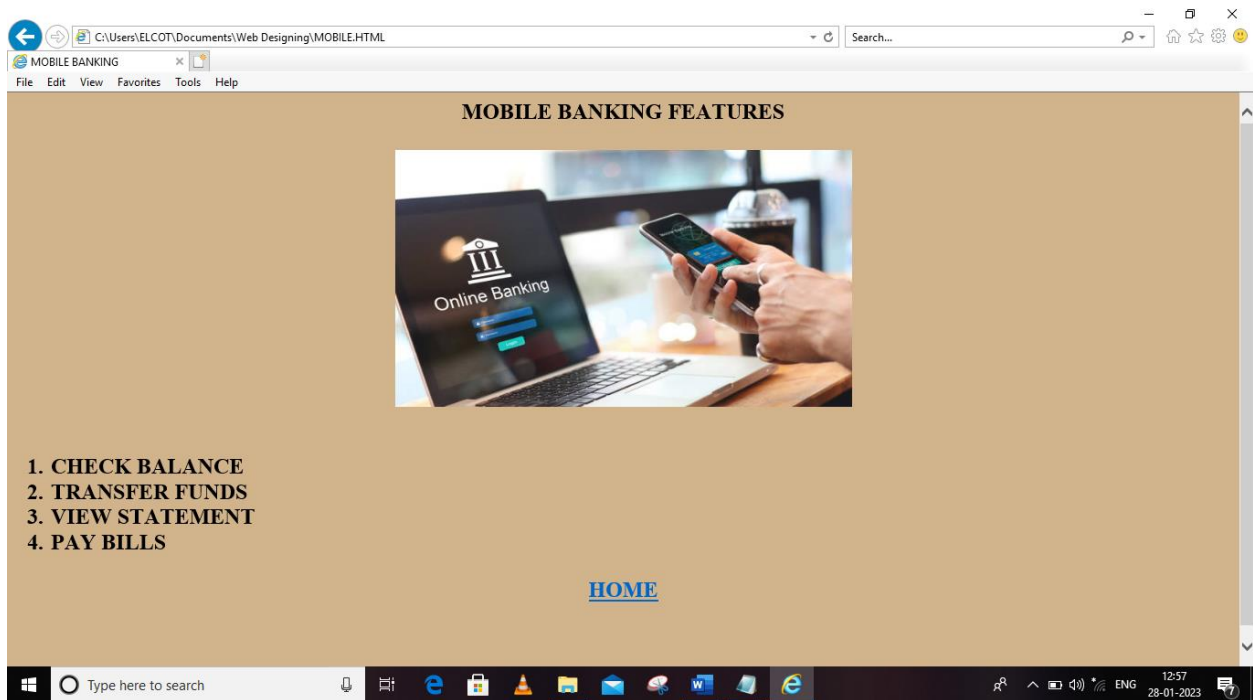


SAVINGS ACCOUNT:



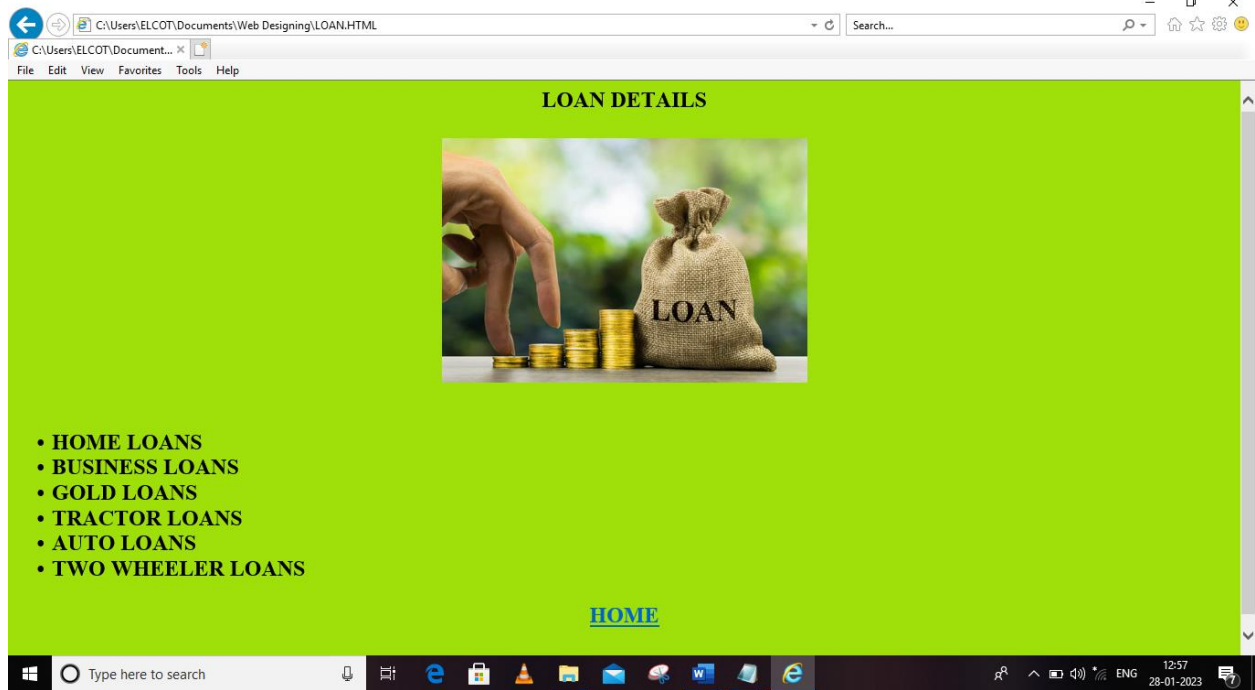
The screenshot shows a web browser window with the address bar containing "C:\Users\ELCOT\Documents\Web Designing\SAVINGS.HTML". The page title is "SAVINGS ACCOUNT". The main content area has a pink background and features a central image of a glass jar being filled with coins, with stacks of coins to its left. Below the image, the text reads: "BEST SAVINGS ACCOUNT WITH HIGHEST INTEREST RATES IN INDIA". At the bottom of the page, there is a blue underlined link labeled "HOME". The Windows taskbar at the bottom shows the search bar, taskbar icons, and system tray with the date 28-01-2023 and time 12:57.

MOBILE BANKING:



The screenshot shows a web browser window with the address bar containing "C:\Users\ELCOT\Documents\Web Designing\MOBILE.HTML". The page title is "MOBILE BANKING". The main content area has a tan background and features a central image of a person's hands using a smartphone, with a laptop in the background displaying "Online Banking". Below the image, a list of features is provided: "1. CHECK BALANCE", "2. TRANSFER FUNDS", "3. VIEW STATEMENT", and "4. PAY BILLS". At the bottom of the page, there is a blue underlined link labeled "HOME". The Windows taskbar at the bottom shows the search bar, taskbar icons, and system tray with the date 28-01-2023 and time 12:57.

LOAN DETAILS



EMPLOYEE DETAILS BY USING XML

XML:

```
<?xml version="1.0"?>
<?xml-stylesheet type="text/xsl" href="student.xsl"?>
<directory>
<employee>
<sno>1</sno>
<name>V.KALEESWARI</name>
<department>Sales</department>
<salary>10000</salary>
</employee>
<employee>
<sno>2</sno>
<name>T.GAYATHRI</name>
<department>Purchase</department>
<salary>20000</salary>
</employee>
<employee>
<sno>3</sno>
<name>M.PARITHA</name>
<department>Production</department>
```

```

<salary>25000</salary>
</employee>
<employee>
<sno>4</sno>
<name>M.SRINITHI</name>
<department>Marketing</department>
<salary>15000</salary>
</employee>
<employee>
<sno>5</sno>
<name>S.R.KAVIYA MALLI</name>
<department>Packaging</department>
<salary>18000</salary>
</employee>
</directory>

```

XSL:

```

<?xml version="1.0" encoding="UTF-8"?>
<xsl:stylesheet version="1.0"
xmlns:xsl="http://www.w3.org/1999/XSL/Transform">
<xsl:template match="/">
<html>
<HEAD>
<TITLE>EMPLOYEE DETAILS BY USING XML</TITLE>
</HEAD>
<body BGCOLOR="YELLOW"><BR/><BR/>
<h1><CENTER>ABC Company Ltd.,Palani</CENTER></h1><BR/><BR/>
<hr/><BR/><BR/><BR/>
<table border="5" WIDTH="1000" align="center">
<CENTER><tr bgcolor="SKY BLUE">
<th>SNO</th>
<th>NAME</th>
<th>DEPARTMENT</th>
<th>SALARY</th>
</tr>
<xsl:for-each select="directory/employee">
<tr BGCOLOR="WHITE">
<td><CENTER><xsl:value-of select="sno"/></CENTER></td>
<td><xsl:value-of select="name"/></td>
<td><CENTER><xsl:value-of select="department"/></CENTER></td>
<td><CENTER><xsl:value-of select="salary"/></CENTER></td>
</tr>
</xsl:for-each>
</CENTER>
</table>
</body>

```

</html>
</xsl:template>
</xsl:stylesheet>

EMPLOYEE DETAILS BY USING XML



ABC Company Ltd.,Palani

SNO	NAME	DEPARTMENT	SALARY
1	V.KALEESWARI	Sales	10000
2	T.GAYATHRI	Purchase	20000
3	M.PARITHA	Production	25000
4	M.SRINITHI	Marketing	15000
5	S.R.KAVIYA MALLI	Packaging	18000

DEPARTMENT DETAILS BY USING XML & CSS

XML:

```
<?xml version="1.0" encoding="UTF-8" standalone="yes"?>
```

```
<?xml-stylesheet href="staff.css" type="text/css"?>
```

```
<directory>
```

```
<employee>
```

```
<name>V.KALEESWARI</name>
```

```
<department>Sales</department>
```

```
<phone>6374439022</phone>
```

```
</employee>
```

```
<employee>
```

```
<name>M.SARMILI</name>
```

```
<department>Purchase</department>
```

```
<phone>9976589047</phone>
```

```
</employee>
```

```
<employee>
```

```
<name>A.DURGA DEVI</name>
```

```
<department>Production</department>
<phone>6376859077</phone>
</employee>
```

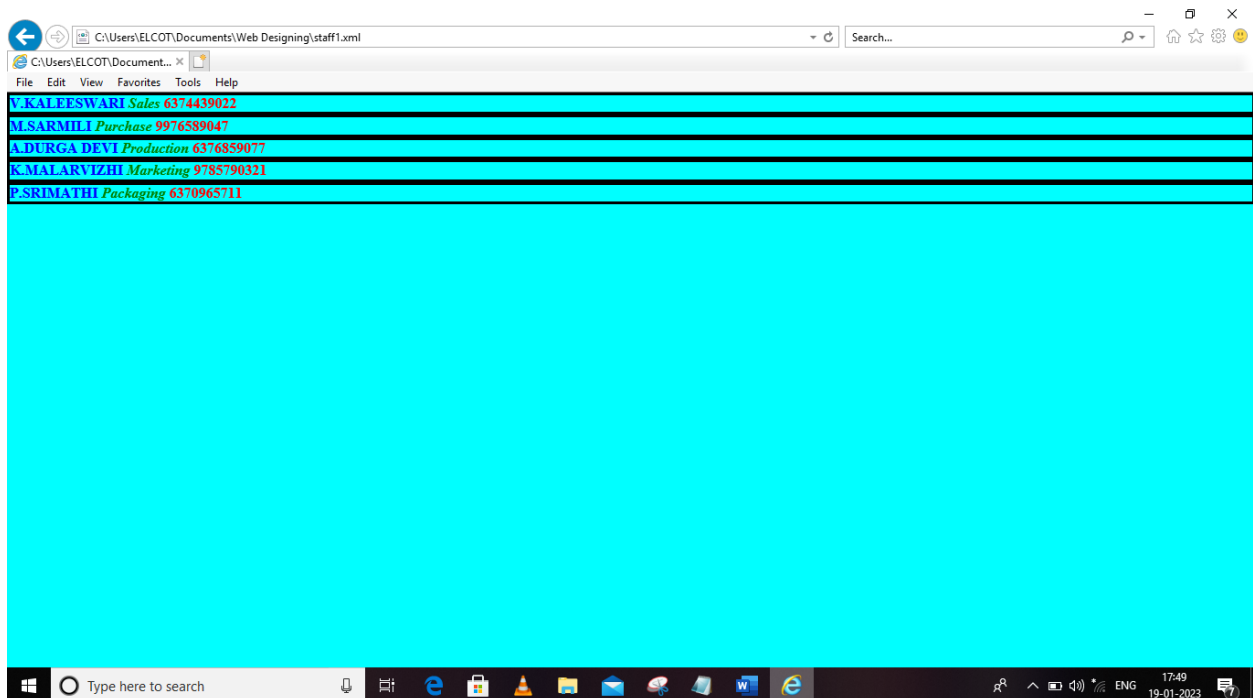
```
<employee>
<name>N.AARTHI</name>
<department>Marketing</department>
<phone>9785790321</phone>
</employee>
```

```
<employee>
<name>P.SRIMATHI</name>
<department>Packaging</department>
<phone>6370965711</phone>
</employee>
</directory>
```

CSS:

```
directory{display:block;background-color:cyan;}
employee{display:block;border:3pxsolidblack;}
name{display:inline;font-weight:bold;width:100px;color:blue;}
department{display:inline;font-style:italic;font-weight:bold;width:100px;color:green;}
phone{display:inline;color:red;font-weight:bold;width:100px;}
```

DEPARTMENT DETAILS BY USING XML & CSS



Online Reference

S.No	Link
1	https://youtu.be/QMnv3QrjZoU
2	https://youtu.be/9gTw2EDkaDQ
3	https://youtu.be/qz0aGYrrlhU
4	https://youtu.be/M8pRw7YCLXk